

**Lake Limerick**  
**BUDGET TO ACTUAL**  
Month Ended May 31, 2021

| Variance                  | HOA Budget     | HOA Actual     |  | HOA Actual       | HOA Budget       | Variance        | HOA Budget       | 67%         |
|---------------------------|----------------|----------------|--|------------------|------------------|-----------------|------------------|-------------|
| <b>Revenue</b>            |                |                |  |                  |                  |                 |                  |             |
| \$ 1,958                  | \$ 9,624       | \$ 11,582      | Income - Cafe                            | \$ 46,076        | \$ 30,609        | \$ 15,467       | \$ 69,098        | 67%         |
| (1,208)                   | 34,500         | 33,292         | Income - Golf                            | 194,614          | 134,000          | 60,614          | 230,200          | 85%         |
| (432)                     | 8,500          | 8,068          | Income - Lounge                          | 29,950           | 30,000           | (50)            | 64,000           | 47%         |
| 64                        | 17,627         | 17,691         | Income - Restaurant                      | 80,026           | 73,551           | 6,475           | 116,533          | 69%         |
| 0                         | 0              | 0              | Income - HOA                             | (298)            | 0                | (298)           | 0                |             |
| 1,895                     | 2,950          | 4,845          | Fines & Fees                             | 27,445           | 22,625           | 4,820           | 34,125           | 80%         |
| (96)                      | 108,720        | 108,624        | Membership Dues                          | 870,614          | 869,760          | 854             | 1,304,640        | 67%         |
| (5)                       | 6,795          | 6,790          | Reserve - HOA                            | 54,425           | 54,360           | 65              | 81,540           | 67%         |
| 100                       | 0              | 100            | Social Members                           | 250              | 0                | 250             | 0                | #DIV/0!     |
| 0                         | 0              | 0              | Special Assessment                       | 64               | 0                | 64              | 0                |             |
| 174,263                   | 0              | 174,263        | Property Sales                           | 248,870          | 0                | 248,870         | 0                | #DIV/0!     |
| 0                         | 0              | 0              | Miscellaneous Income                     | 4,609            | 0                | 4,609           | 0                |             |
| 25                        | 0              | 25             | Returned Check Charges                   | 137              | 0                | 137             | 0                |             |
| <b>176,564</b>            | <b>188,716</b> | <b>365,280</b> | <b>Total Revenue</b>                     | <b>1,556,782</b> | <b>1,214,905</b> | <b>341,877</b>  | <b>1,900,136</b> | <b>82%</b>  |
| <b>Cost of Goods Sold</b> |                |                |  |                  |                  |                 |                  |             |
| 1,223                     | 20,670         | 21,893         | Cost of Goods Sold                       | 100,063          | 80,019           | 20,044          | 144,861          | 69%         |
| <b>1,223</b>              | <b>20,670</b>  | <b>21,893</b>  | <b>Total Cost of Goods Sold</b>          | <b>100,063</b>   | <b>80,019</b>    | <b>20,044</b>   | <b>144,861</b>   | <b>69%</b>  |
| <b>175,341</b>            | <b>168,046</b> | <b>343,387</b> | <b>Gross Profit</b>                      | <b>1,456,719</b> | <b>1,134,886</b> | <b>321,833</b>  | <b>1,755,275</b> | <b>83%</b>  |
| <b>Operating Expenses</b> |                |                |  |                  |                  |                 |                  |             |
| 144                       | 400            | 544            | Advertising and Promotion                | 1,493            | 3,200            | (1,707)         | 5,500            | 27%         |
| (180)                     | 2,100          | 1,920          | Fuel/Gas Expense                         | 17,425           | 15,100           | 2,325           | 24,600           | 71%         |
| (250)                     | 250            | 0              | Auto Repairs & Maintenance               | 0                | 2,000            | (2,000)         | 3,000            | 0%          |
| 72                        | 270            | 342            | Bank Service Charges                     | 2,199            | 2,160            | 39              | 3,240            | 68%         |
| 50                        | 0              | 50             | Cash Over and Short                      | 51               | 0                | 51              | 0                |             |
| 25                        | 590            | 615            | Computer and Internet Expenses           | 5,779            | 4,722            | 1,057           | 7,082            | 82%         |
| 528                       | 751            | 1,279          | Dues and Subscriptions                   | 6,689            | 6,194            | 495             | 7,882            | 85%         |
| 282                       | 986            | 1,268          | Employee Expense                         | 11,320           | 8,164            | 3,156           | 12,363           | 92%         |
| 652                       | 3,507          | 4,159          | Equipment Lease                          | 33,985           | 28,209           | 5,776           | 42,930           | 79%         |
| 0                         | 0              | 0              | Equipment Rental                         | 112              | 3,600            | (3,488)         | 5,400            | 2%          |
| (1,489)                   | 9,475          | 7,986          | Insurance Expense                        | 64,631           | 71,976           | (7,345)         | 109,876          | 59%         |
| (6)                       | 0              | (6)            | Interest Expense                         | 17               | 0                | 17              | 0                | #DIV/0!     |
| 606                       | 2,407          | 3,013          | Janitorial & Laundry Expense             | 23,945           | 18,338           | 5,607           | 27,966           | 86%         |
| (6,966)                   | 81,957         | 74,991         | Labor                                    | 508,929          | 563,676          | (54,747)        | 890,914          | 57%         |
| 326                       | 0              | 326            | Lake Expense                             | 10,358           | 29,650           | (19,292)        | 49,150           | 21%         |
| (1,605)                   | 3,000          | 1,395          | Legal                                    | 9,098            | 24,000           | (14,902)        | 36,000           | 25%         |
| (90)                      | 90             | 0              | Licenses and Permits                     | 9,771            | 8,774            | 997             | 8,774            | 111%        |
| 952                       | 1,591          | 2,543          | Merchant Account Charges                 | 16,608           | 10,214           | 6,394           | 15,986           | 104%        |
| (228)                     | 350            | 122            | Office Expense                           | 3,662            | 4,550            | (888)           | 6,000            | 61%         |
| 256                       | 1,040          | 1,296          | Office Supplies                          | 14,994           | 8,845            | 6,149           | 13,430           | 112%        |
| (914)                     | 1,000          | 86             | Parks Expense                            | 1,156            | 2,000            | (844)           | 5,000            | 23%         |
| (2,180)                   | 9,032          | 6,852          | Payroll Expenses                         | 54,528           | 60,577           | (6,049)         | 97,039           | 56%         |
| (370)                     | 1,701          | 1,331          | Payroll Tax Expense                      | 10,623           | 11,294           | (671)           | 18,127           | 59%         |
| (400)                     | 400            | 0              | Postage and Delivery                     | 3,045            | 3,550            | (505)           | 5,500            | 55%         |
| 15,317                    | 700            | 16,017         | Professional Fees                        | 29,453           | 12,816           | 16,637          | 15,876           | 186%        |
| (2,058)                   | 4,365          | 2,307          | Repairs and Maintenance                  | 33,078           | 34,770           | (1,692)         | 52,980           | 62%         |
| 496                       | 2,000          | 2,496          | Tree Felling / Trimming                  | 43,509           | 16,000           | 27,509          | 24,000           | 181%        |
| 0                         | 0              | 0              | Security                                 | 1,622            | 1,358            | 264             | 1,458            | 111%        |
| (845)                     | 845            | 0              | Small Tools and Equipment                | 5,757            | 6,760            | (1,003)         | 10,140           | 57%         |
| 0                         | 0              | 0              | Summer Event Muscian                     | 0                | 0                | 0               | 1,500            | 0%          |
| (2,457)                   | 6,420          | 3,963          | Supplies                                 | 51,311           | 45,160           | 6,151           | 75,840           | 68%         |
| 2,671                     | 0              | 2,671          | Tax Expense                              | 3,863            | 0                | 3,863           | 0                | #DIV/0!     |
| (161)                     | 493            | 332            | Taxes - Excise                           | 1,620            | 1,895            | (275)           | 3,345            | 48%         |
| 96                        | 0              | 96             | Taxes - Property                         | 7,900            | 7,600            | 300             | 7,600            | 104%        |
| 43                        | 1,368          | 1,411          | Telecommunication Expense                | 10,711           | 10,944           | (233)           | 16,416           | 65%         |
| 0                         | 0              | 0              | Travel Expense                           | 575              | 300              | 275             | 300              | 192%        |
| (1,091)                   | 1,625          | 534            | Uniforms                                 | 3,543            | 3,705            | (162)           | 4,800            | 74%         |
| 1,453                     | 4,600          | 6,053          | Utilities                                | 42,194           | 38,495           | 3,699           | 59,646           | 71%         |
| 0                         | 0              | 0              | Reserve Study                            | 1,965            | 0                | 1,965           | 3,930            | 50%         |
| 0                         | 0              | 0              | Water Testing                            | 0                | 0                | 0               | 145              | 0%          |
| 0                         | 0              | 0              | Miscellaneous Expense                    | 876              | 0                | 876             | 0                | #DIV/0!     |
| <b>2,679</b>              | <b>143,313</b> | <b>145,992</b> | <b>Total Operating Expenses</b>          | <b>1,048,395</b> | <b>1,070,596</b> | <b>(22,201)</b> | <b>1,673,735</b> | <b>63%</b>  |
| <b>172,662</b>            | <b>24,733</b>  | <b>197,395</b> | <b>Operating Income (Loss)</b>           | <b>408,324</b>   | <b>64,290</b>    | <b>344,034</b>  | <b>81,540</b>    | <b>501%</b> |
| <b>Other Income</b>       |                |                |  |                  |                  |                 |                  |             |
| 294                       | 0              | 294            | Interest Income                          | 1,721            | 0                | 1,721           | 0                |             |
| <b>172,956</b>            | <b>24,733</b>  | <b>197,689</b> | <b>Income (Loss) Before Income Taxes</b> | <b>410,044</b>   | <b>64,290</b>    | <b>345,754</b>  | <b>81,540</b>    | <b>503%</b> |

**BALANCE SHEET ACCOUNTS**  
**May 2021**

| <u>Cash in Banks</u>               | <u>Balance</u>                      |
|------------------------------------|-------------------------------------|
| <b>Operating Account</b>           |                                     |
| Heritage Operating-0214            | \$323,642.14                        |
| <b>Special Assessment Accounts</b> |                                     |
| Heritage - Golf Projects-5841      | \$8,839.41                          |
| <b>Savings Accounts</b>            |                                     |
| Heritage: Money Market-4023        | \$62,732.91                         |
| <b>Reserve Account</b>             |                                     |
| Ed Jones CD-01533                  | \$622,986.38                        |
| Ed Jones CD-20043                  | \$130,586.65                        |
| <b>Total Cash in Banks:</b>        | <b><u><u>\$1,148,787.49</u></u></b> |

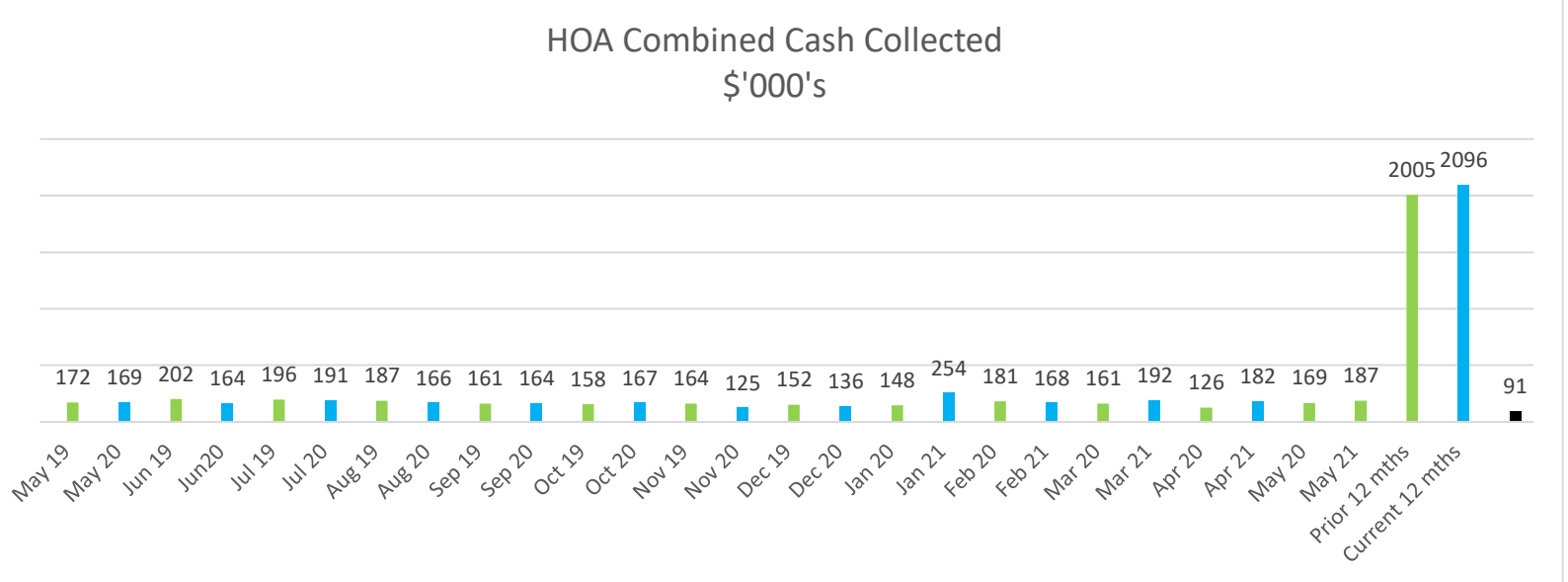
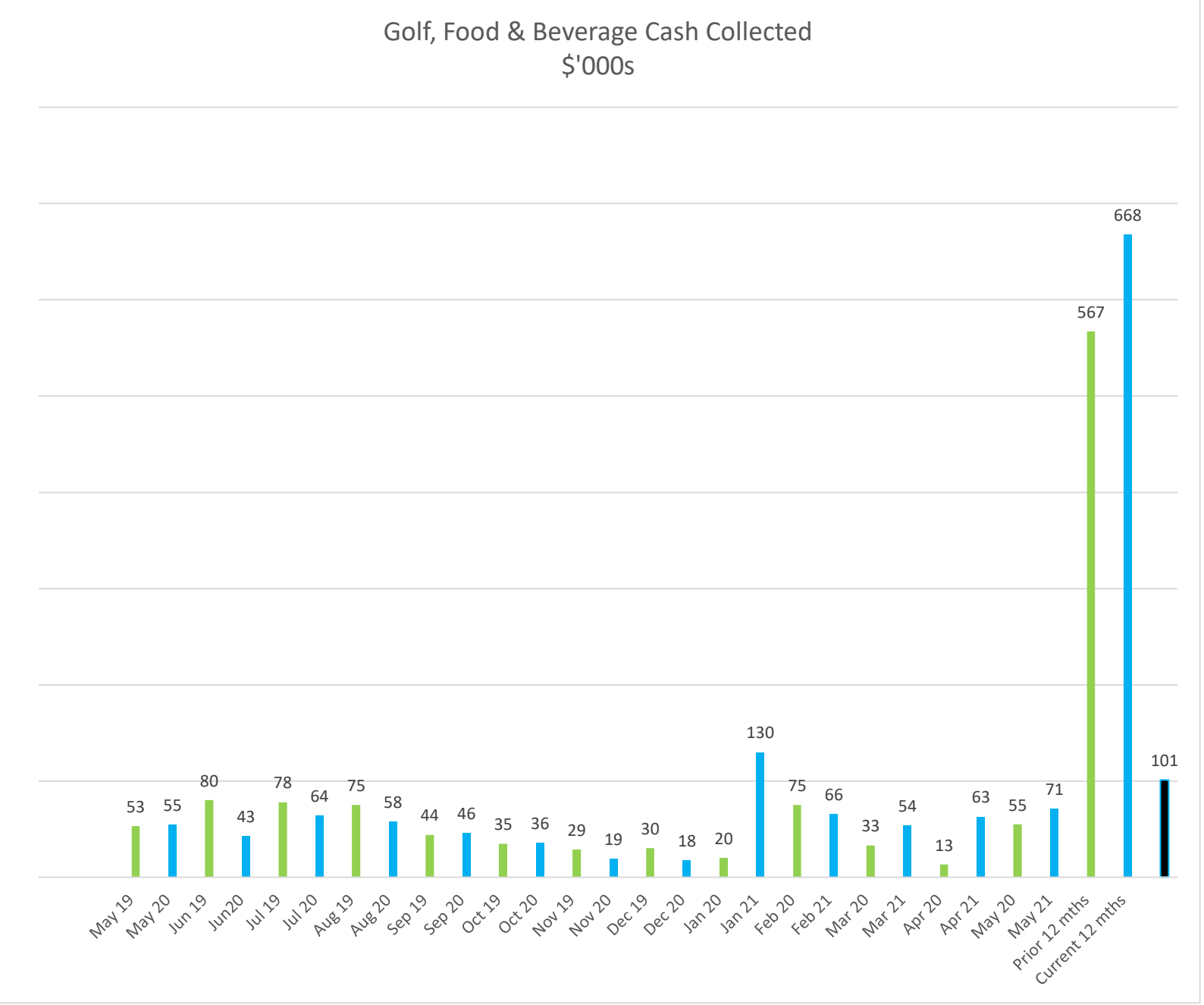
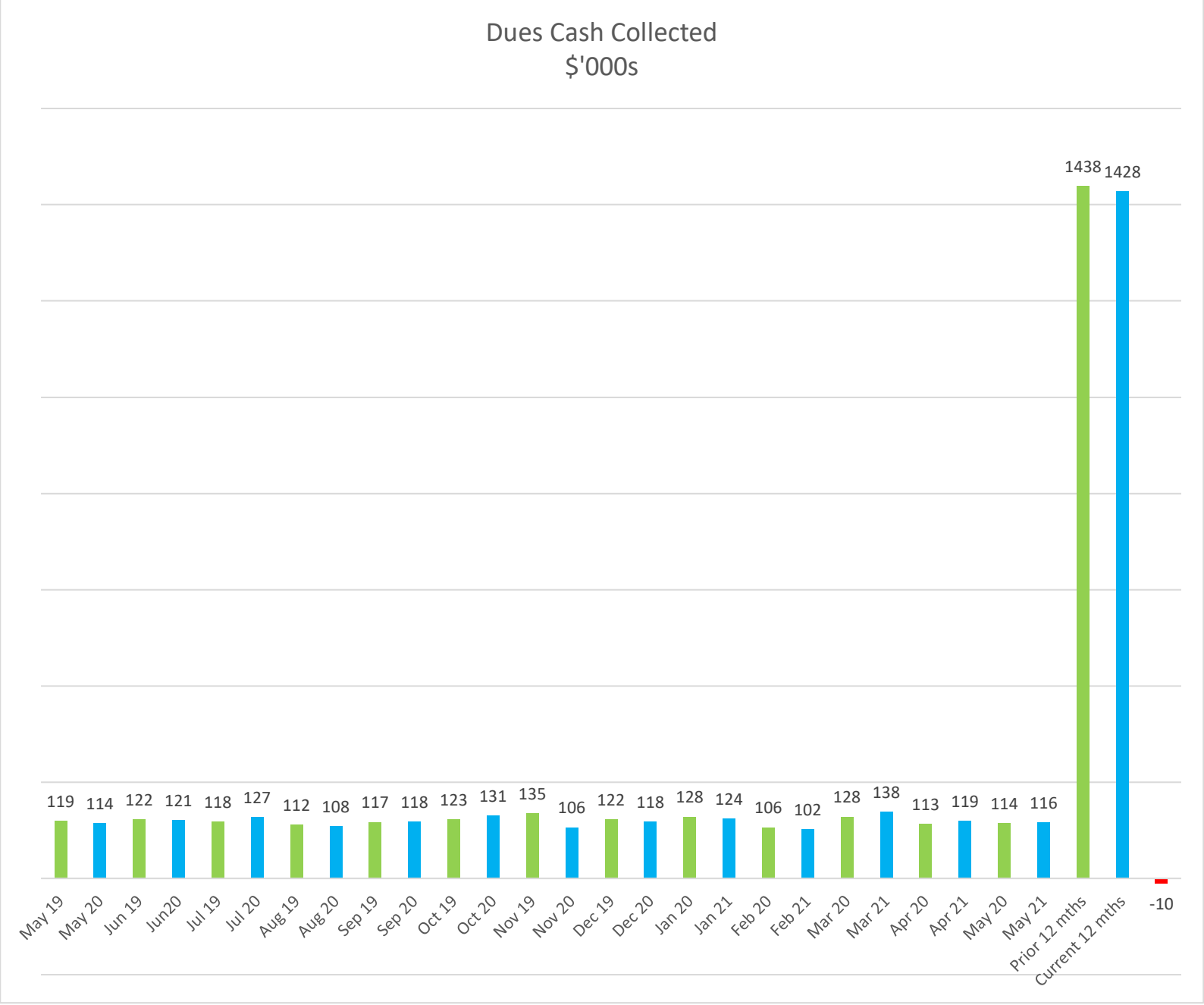
| <b>Accounts Receivable</b>             | <b>Current</b> | <b>1 - 30</b>  | <b>31 - 60</b> | <b>61 - 90</b> | <b>&gt; 90</b> | <b>TOTAL</b>         |
|--|----------------|----------------|----------------|----------------|----------------|----------------------|
| Current - credits are prepaid accounts | \$ (2,362.50)  | \$ (11,231.60) | \$ (4,837.00)  | \$ (5,109.38)  | \$ (9,574.30)  | \$ (33,114.78)       |
| Accounts -with balance                 | \$ 27,120.53   | \$ -           | \$ 17,660.00   | \$ 12,659.52   | \$ 211,065.83  | \$ 268,505.88        |
|  | 10%            | 0%             | 7%             | 5%             | 79%            | <b>\$ 235,391.10</b> |

| <b>Accounts Payable</b>          | <b>Current</b> | <b>1 - 30</b> | <b>31 - 60</b> | <b>61 - 90</b> | <b>&gt; 90</b> | <b>TOTAL</b> |
|----------------------------------|----------------|---------------|----------------|----------------|----------------|--------------|
| Vendors - does not include water | \$ 28,946.87   | \$ -          | \$ -           | \$ -           | \$ 89.76       | \$ 29,036.63 |

**CASH ACCOUNTS**

**May 2021**

| <b>Location</b>      | <b>Type</b>                | <b>Name</b>                | <b>Balance</b>         | <b>Operating</b>     | <b>Savings</b>         | <b>Reserve</b>       |                        |
|----------------------|----------------------------|----------------------------|------------------------|----------------------|------------------------|----------------------|------------------------|
| <b><u>HOA</u></b>    |                            |                            |                        |                      |                        |                      |                        |
| Heritage             | Checking-0214              | Operating                  | \$ 323,642.14          | \$ 323,642.14        |                        |                      |                        |
|                      | Money Market-4023          | LLCC Savings               | \$ 62,732.91           |                      | \$ 62,732.91           |                      |                        |
|                      | Savings-5841               | Golf Projects              | \$ 8,839.41            |                      | \$ 8,839.41            |                      |                        |
| Edward Jones # 01533 | Various Investments        | HOA Capital Svgs           | \$ 622,986.38          |                      |                        | \$ 622,986.38        |                        |
| Edward Jones # 20043 | Various Investments        | HOA Capital Asset Repair   | \$ 130,586.65          |                      |                        | \$ 130,586.65        |                        |
| <b>Total HOA</b>     |                            |                            | <b>\$ 1,148,787.49</b> | <b>\$ 323,642.14</b> | <b>\$ 71,572.32</b>    | <b>\$ 753,573.03</b> |                        |
| <b><u>WATER</u></b>  |                            |                            |                        |                      |                        |                      |                        |
| Heritage             | Checking-8937              | Water Operating            | \$ 13,211.28           | \$ 13,211.28         |                        |                      |                        |
|                      | Money Market-8953          | Water Mainline             | \$ 66,309.37           |                      |                        | \$ 66,309.37         |                        |
|                      | Money Market-8945          | Well #6 Reserves           | \$ 41,537.46           |                      |                        | \$ 41,537.46         |                        |
| OCCU                 | Checking-0216S50           | Water Committee            | \$ 76,604.26           | \$ 76,604.26         |                        |                      |                        |
|                      | Savings-0216S7             | Water Committee            | \$ 102,307.34          |                      | \$ 102,307.34          |                      |                        |
| Edward Jones #11177  | various length investments | LLWS Mainline Reserve      | \$ 487,530.01          |                      |                        | \$ 487,530.01        |                        |
| Edward Jones #20044  | various length investments | LLWS Capacity Reserve      | \$ 300,638.39          |                      |                        | \$ 300,638.39        |                        |
| <i>Heritage Bank</i> | \$                         | <i>516,272.57</i>          | <b>Total Water</b>     |                      |                        |                      | <b>\$ 1,088,138.11</b> |
| <i>OCCU</i>          | \$                         | <i>178,911.60</i>          | <b>\$ 89,815.54</b>    | <b>\$ 102,307.34</b> | <b>\$ 896,015.23</b>   |                      |                        |
| <i>Edward Jones</i>  | \$                         | <i>1,541,741.43</i>        | <b>TOTAL:</b>          |                      |                        |                      | <b>\$ 2,236,925.60</b> |
|                      | \$                         | <u><i>2,236,925.60</i></u> | <b>\$ 413,457.68</b>   | <b>\$ 173,879.66</b> | <b>\$ 1,649,588.26</b> |                      |                        |



5/31/202

**2020-21 HOA Capital Projects**

|         |            |  | <u>Budget</u>     | <u>Committed</u> | <u>Spent to date</u> | <u>Remaining</u>    | <u>Start Date</u> | <u>End Date</u>   |
|---------|------------|--|-------------------|------------------|----------------------|---------------------|-------------------|-------------------|
| 2019-20 | Facilities | Lake Olde Lyme Park  | \$ 15,000         |                  | \$ 27,411.88         | \$ -                | 2018              | 05.04.2021        |
| 2019-20 | Inn        | Deck Repair  | \$ 85,000         |                  | \$ 91,294.34         | \$ -                | 11.01.2020        | Gutters remaining |
| 2020-21 | F&B        | Kitchen Refrigeration & Shelving   | \$ 3,710          |                  | \$ 3,332.28          | \$ -                | 11.01.2020        | Completed         |
| 2020-21 | L/Dam      | Lake Treatments - Yellow Iris Treatment  | \$ 8,000          |                  |                      | \$ 8,000.00         | June              | July              |
| 2020-21 | Facilities | 4x4 gas or diesel truck  | \$ 20,000         |                  | \$ 15,314.95         | \$ -                | 11.01.2020        | Completed         |
| 2020-21 | Admin      | New LLCC Auto Attendant telephone system   | \$ 6,000          |                  |                      | \$ 6,000.00         | 11.01.2020        | 09.01.2021        |
| 2020-21 | Inn        | Complete fireside seating area, with bench & small table. 5 pc. Bistro counter height tables & chairs along mirror wall. 4x\$400-\$500 each new. Search for used. Waterside for low counter, under window sill, and using chair seating., OR, low back 2 & 4 person wood booths. This could go in Lounge as well. Seek used from closed restaurants. Replace all chairs with wooden. Lots currently available in State Surplus bid in Lots of 20 @ \$150 plus. Lounge lighting to compliment dining room. Resurface Lounge black naugahyde with carpet. Two smart TVs for the dining room. | \$ 11,500         |                  | \$ 11,169.18         | \$ 330.82           | 11.01.2021        | 07.01.2021        |
| 2020-21 | F&B        | Café Toaster Avatoast  | \$ 330            |                  | \$ 325.49            | \$ -                | 11.01.2020        | Completed         |
| 2020-21 | Admin      | Golf storage sheds and shop electrical upgrades  | \$ 41,710         |                  | \$ 39,485.19         | \$ 2,224.81         | 11.12.2020        | Completed         |
| 2020-21 | L/Dam      | Lake Treatments - Hydrogen-Peroxide Treatment of Cranberry Cove  | \$ 16,000         |                  |                      | \$ 16,000.00        | June              | September         |
| 2020-21 | Greens     | Irrigation pumphouse Concrete bracing  | \$ 30,000         |                  |                      | \$ 30,000.00        | March             | August            |
| 2020-21 | Admin      | Anglia gate card reader upgrade  | \$ 6,000          |                  |                      | \$ 6,000.00         | 06.01.2020        | waiting on parts  |
| 2020-21 | Greens     | Fix drainage culvert under #7 fairway to pond  | \$ 4,000          |                  |                      | \$ 4,000.00         | August            | August            |
| 2020-21 | Facilities | Make ADA compliant the current restaurant 1st floor restroom. <b>Moved from Inn Comm 2019-20 project to 2020-21 Facilities</b>   | \$ 11,500         |                  | \$ 2,278.50          | \$ 9,221.50         | 11.01.2019        | 10/30/2021        |
| 2020-21 | L/Dam      | Lake Leprechaun Mares Tail weed treatment  | \$ 8,000          |                  |                      | \$ 8,000.00         | May               | June              |
|         |            |  | <b>\$ 266,750</b> | <b>\$ -</b>      | <b>\$ 190,611.81</b> | <b>\$ 89,777.13</b> |                   |                   |

**2020-21 Water Capital Projects**

|              |  |   | <u>Budget</u>     | <u>Committed</u> | <u>Spent to date</u> | <u>Remaining</u> |
|--------------|--|---|-------------------|------------------|----------------------|------------------|
| 2020-21      |  | Generator well 4 / including engineering for adding generators well 1 & 5   | \$ 49,000         |                  |                      |                  |
| 2020-21      |  | Hydrologic study well capacity and well consolidation to include flow meters, well level meters, and add to SCADA | \$ 65,000         |                  |                      | 01.22.2021       |
| 2020-21      |  | Recondition Well 6 or add new well to improve flow  | \$ 20,000         |                  |                      |                  |
| 2020-21      |  | Locate Valve can holes  | \$ 7,000          |                  |                      |                  |
| 2020-21      |  | New Chlorine at all well sites  | \$ 40,000         |                  |                      |                  |
| 2020-21      |  | Water Sample stations   | \$ 7,000          |                  |                      |                  |
| 2020-21      |  | Portable Water Office Lease   | \$ 6,000          |                  |                      |                  |
| 2020-21      |  | Storage Building  | \$ 12,000         |                  |                      |                  |
| 2020-21      |  | Fencing Well #3   | \$ 5,000          |                  |                      |                  |
| 2020-21      |  | Navy Railroad Trestle water line relocation *   | \$ 50,000         |                  |                      |                  |
| <b>Total</b> |  |   | <b>\$ 261,000</b> | <b>\$ -</b>      | <b>\$ -</b>          | <b>\$ -</b>      |

\*Note: Estimated: Range could be \$10,000 to \$50,000 depending on how project is implemented and Navy approval.

**EDWARD JONES INVESTMENTS**  
**31-May-21**

| Acct No.      | Type            | Value                | Purchase date |                              | Rate  | Maturity Date | Maturity Value | Interest at Maturity | FDIC Insured | Jun               | Jul               | Aug               | Sep               | Oct               | Nov              | Dec         | 2022             |
|---------------|-----------------|----------------------|---------------|------------------------------|-------|---------------|----------------|----------------------|--------------|-------------------|-------------------|-------------------|-------------------|-------------------|------------------|-------------|------------------|
| HOA           |                 |                      |               |                              |       |               |                |                      |              |                   |                   |                   |                   |                   |                  |             |                  |
| 841-01533-1-9 | Cert of Deposit | \$ 55,264.00         | 1/28/2021     | Discover Bank CD             | 1.50% | 6/8/2021      | \$ 55,264      | \$ 297.52            | Yes          | \$ 55,264         |                   |                   |                   |                   |                  |             |                  |
|               | Cert of Deposit | \$ 10,072.55         | 4/28/2021     | GS Bank                      | 1.50% | 6/8/2021      | \$ 10,073      | \$ 16.97             | Yes          | \$ 10,073         |                   |                   |                   |                   |                  |             |                  |
|               | Cert of Deposit | \$ 25,099.18         | 4/7/2021      | Wells Fargo Bank             | 1.75% | 6/17/2021     | \$ 25,099      | \$ 85.44             | Yes          | \$ 25,099         |                   |                   |                   |                   |                  |             |                  |
|               | Cert of Deposit | \$ 35,507.54         | 3/3/2021      | Ally Bk Sandy UT             | 3.00% | 7/12/2021     | \$ 35,508      | \$ 382.31            | Yes          |                   | \$ 35,508         |                   |                   |                   |                  |             |                  |
|               | Cert of Deposit | \$ 20,198.56         | 5/4/2021      | Goldman Sachs NY             | 2.05% | 7/12/2021     | \$ 20,199      | \$ 78.28             | Yes          |                   | \$ 20,199         |                   |                   |                   |                  |             |                  |
|               | Cert of Deposit | \$ 35,306.98         | 1/26/2021     | Goldman Sachs NY             | 2.05% | 7/19/2021     | \$ 35,307      | \$ 345.04            | Yes          |                   | \$ 35,307         |                   |                   |                   |                  |             |                  |
|               | Cert of Deposit | \$ 25,368.08         | 3/10/2021     | Goldman Sachs NY             | 3.05% | 7/19/2021     | \$ 25,368      | \$ 277.69            | Yes          |                   | \$ 25,368         |                   |                   |                   |                  |             |                  |
|               | Cert of Deposit | \$ 20,290.27         | 3/8/2021      | Discover Bk Greenwood Del    | 3.00% | 7/26/2021     | \$ 20,290      | \$ 233.48            | Yes          |                   | \$ 20,290         |                   |                   |                   |                  |             |                  |
|               | Cert of Deposit | \$ 27,259.31         | 4/23/2021     | Capital One Bank             | 2.05% | 8/2/2021      | \$ 27,259      | \$ 154.63            | Yes          |                   |                   | \$ 27,259         |                   |                   |                  |             |                  |
|               | Cert of Deposit | \$ 12,169.84         | 4/1/2021      | Ally Bk Sndy Utah            | 3.00% | 8/9/2021      | \$ 12,170      | \$ 130.03            | Yes          |                   |                   | \$ 12,170         |                   |                   |                  |             |                  |
|               | Cert of Deposit | \$ 20,193.90         | 4/1/2021      | Capital One Bank             | 2.10% | 8/9/2021      | \$ 20,194      | \$ 151.04            | Yes          |                   |                   | \$ 20,194         |                   |                   |                  |             |                  |
|               | Cert of Deposit | \$ 10,064.41         | 3/12/2021     | Wells Fargo Bank             | 1.65% | 8/10/2021     | \$ 10,064      | \$ 68.70             | Yes          |                   |                   | \$ 10,064         |                   |                   |                  |             |                  |
|               | Cert of Deposit | \$ 16,187.68         | 5/4/2021      | Goldman Sachs NY             | 3.05% | 9/9/2021      | \$ 16,188      | \$ 173.14            | Yes          |                   |                   |                   | \$ 16,188         |                   |                  |             |                  |
|               | Cert of Deposit | \$ 35,356.93         | 1/26/2021     | Goldman Sachs NY             | 1.80% | 9/13/2021     | \$ 35,357      | \$ 401.03            | Yes          |                   |                   |                   | \$ 35,357         |                   |                  |             |                  |
|               | Cert of Deposit | \$ 31,906.48         | 3/12/2021     | Bmw Bk NA Salt Lake          | 3.00% | 9/21/2021     | \$ 31,906      | \$ 506.13            | Yes          |                   |                   |                   | \$ 31,906         |                   |                  |             |                  |
|               | Cert of Deposit | \$ 50,875.86         | 2/16/2021     | Wells Fargo Bank             | 3.10% | 9/28/2021     | \$ 50,876      | \$ 967.90            | Yes          |                   |                   |                   | \$ 50,876         |                   |                  |             |                  |
|               | Cert of Deposit | \$ 20,115.69         | 5/20/2021     | Morgan Stanley               | 1.25% | 10/12/2021    | \$ 20,116      | \$ 99.89             | Yes          |                   |                   |                   |                   | \$ 20,116         |                  |             |                  |
|               | Cert of Deposit | \$ 20,008.93         | 5/28/2021     | State Bk India               | 0.10% | 10/15/2021    | \$ 20,009      | \$ 7.67              | Yes          |                   |                   |                   |                   | \$ 20,009         |                  |             |                  |
|               | Cert of Deposit | \$ 30,761.28         | 1/26/2021     | Discover Bk Greenwood Del    | 3.25% | 11/29/2021    | \$ 30,761      | \$ 840.88            | Yes          |                   |                   |                   |                   |                   | \$ 30,761        |             |                  |
|               | Cert of Deposit | \$ 49,997.45         | 3/1/2021      | State Bk India               | 0.10% | 11/30/2021    | \$ 49,997      | \$ 37.53             | Yes          |                   |                   |                   |                   |                   | \$ 49,997        |             |                  |
|               | Cert of Deposit | \$ 15,446.12         | 5/14/2021     | Citi bank Sioux Falls        | 3.10% | 1/10/2022     | \$ 15,446      | \$ 316.16            | Yes          |                   |                   |                   |                   |                   |                  |             | \$ 15,446        |
|               | Cash            | \$ 55,535.34         |               | Edward Jones                 | 0.01% |               |                |                      | Yes          |                   |                   |                   |                   |                   |                  |             |                  |
|               |                 | <u>\$ 622,986.38</u> |               |                              |       |               |                |                      |              | <u>\$ 90,436</u>  | <u>\$ 136,671</u> | <u>\$ 69,687</u>  | <u>\$ 134,326</u> | <u>\$ 40,125</u>  | <u>\$ 80,759</u> | <u>\$ -</u> | <u>\$ 15,446</u> |
| HOA           |                 |                      |               |                              |       |               |                |                      |              |                   |                   |                   |                   |                   |                  |             |                  |
| 841-20043-1-2 | Bank Deposit    | \$ 1,286.58          |               | Bank of China                | 0.03% |               |                |                      | Yes          |                   |                   |                   |                   |                   |                  |             |                  |
|               | Bank Deposit    | \$ 74,839.52         |               | State Street Bank            | 0.03% |               |                |                      | Yes          |                   |                   |                   |                   |                   |                  |             |                  |
|               | Bank Deposit    | \$ 0.01              |               | Truist Bank                  | 0.03% |               |                |                      | Yes          |                   |                   |                   |                   |                   |                  |             |                  |
|               | Bank Deposit    | \$ 54,460.54         |               | Citibank                     | 0.03% |               |                |                      | Yes          |                   |                   |                   |                   |                   |                  |             |                  |
|               |                 | <u>\$ 130,586.65</u> |               |                              |       |               |                |                      |              |                   |                   |                   |                   |                   |                  |             |                  |
| WATER         |                 |                      |               |                              |       |               |                |                      |              |                   |                   |                   |                   |                   |                  |             |                  |
| 841-11177-1-9 | Cert of Deposit | \$ 10,048.00         | 3/3/2021      | Goldman Sachs                | 2.45% | 6/7/2021      | \$ 10,048      | \$ 64.75             | yes          | \$ 10,048         |                   |                   |                   |                   |                  |             |                  |
|               | Cert of Deposit | \$ 50,737.16         | 4/28/2021     | Discover Bank CD             | 3.00% | 6/21/2021     | \$ 50,737      | \$ 225.19            | yes          | \$ 50,737         |                   |                   |                   |                   |                  |             |                  |
|               | Cert of Deposit | \$ 63,992.07         | 5/4/2021      | Goldman Sachs                | 0.05% | 6/24/2021     | \$ 63,992      | \$ 4.47              | yes          | \$ 63,992         |                   |                   |                   |                   |                  |             |                  |
|               | Cert of Deposit | \$ 27,019.05         | 5/3/2021      | First Rep Bnk San Francisco  | 0.10% | 7/1/2021      | \$ 27,019      | \$ 4.37              | yes          |                   | \$ 27,019         |                   |                   |                   |                  |             |                  |
|               | Cert of Deposit | \$ 13,132.42         | 4/1/2021      | Morgan Stanley               | 2.15% | 7/6/2021      | \$ 13,132      | \$ 74.26             | yes          |                   | \$ 13,132         |                   |                   |                   |                  |             |                  |
|               | Cert of Deposit | \$ 15,999.44         | 5/27/2021     | Mizuho Bk USA                | 5.00% | 8/3/2021      | \$ 15,999      | \$ 149.04            | yes          |                   |                   | \$ 15,999         |                   |                   |                  |             |                  |
|               | Cert of Deposit | \$ 54,501.38         | 10/21/2020    | Sallie Mae Bk Salt Lake City | 3.00% | 8/16/2021     | \$ 54,501      | \$ 1,339.39          | Yes          |                   |                   | \$ 54,501         |                   |                   |                  |             |                  |
|               | Cert of Deposit | \$ 25,212.02         | 4/7/2021      | Morgan Stanley               | 1.85% | 8/23/2021     | \$ 25,212      | \$ 176.35            | yes          |                   |                   | \$ 25,212         |                   |                   |                  |             |                  |
|               | Cert of Deposit | \$ 10,145.67         | 5/10/2021     | Ally Bk Sandy Utah           | 3.00% | 8/30/2021     | \$ 10,146      | \$ 93.40             | yes          |                   |                   | \$ 10,146         |                   |                   |                  |             |                  |
|               | Cert of Deposit | \$ 40,469.21         | 5/4/2021      | Goldman Sachs                | 2.45% | 9/9/2021      | \$ 40,469      | \$ 347.70            | yes          |                   |                   |                   | \$ 40,469         |                   |                  |             |                  |
|               | Cert of Deposit | \$ 20,333.31         | 4/12/2021     | Morgan Stanley               | 1.80% | 10/25/2021    | \$ 20,333      | \$ 196.54            | yes          |                   |                   |                   |                   | \$ 20,333         |                  |             |                  |
|               | Cert of Deposit | \$ 40,657.64         | 3/12/2021     | Discover Bank CD             | 1.75% | 10/26/2021    | \$ 40,658      | \$ 444.45            | yes          |                   |                   |                   |                   | \$ 40,658         |                  |             |                  |
|               | Cert of Deposit | \$ 20,495.69         | 4/1/2021      | sallie Mae Bk                | 2.65% | 10/29/2021    | \$ 20,496      | \$ 313.98            | yes          |                   |                   |                   |                   | \$ 20,496         |                  |             |                  |
|               | Cert of Deposit | \$ 24,762.04         | 3/1/2021      | Ally Bk Sandy Utah           | 3.25% | 11/23/2021    | \$ 24,762      | \$ 588.69            | yes          |                   |                   |                   |                   |                   | \$ 24,762        |             |                  |
|               | Cert of Deposit | \$ 10,316.74         | 4/20/2021     | Goldman Sachs                | 3.30% | 11/29/2021    | \$ 10,317      | \$ 208.00            | yes          |                   |                   |                   |                   |                   | \$ 10,317        |             |                  |
|               | Cert of Deposit | \$ 10,104.09         | 5/11/2021     | Wells fargo                  | 1.75% | 12/30/2021    | \$ 10,104      | \$ 112.88            | yes          |                   |                   |                   |                   |                   |                  | \$ 10,104   |                  |
|               | Cert of Deposit | \$ 10,297.41         | 5/14/2021     | Cii bank Sioux Falls         | 3.10% | 1/10/2022     | \$ 10,297      | \$ 210.77            | yes          |                   |                   |                   |                   |                   |                  |             | \$ 10,297        |
|               | Money Market    | \$ 39,306.67         |               | Edward Jones                 | 0.01% |               |                |                      | Yes          |                   |                   |                   |                   |                   |                  |             |                  |
|               |                 | <u>\$ 487,530.01</u> |               |                              |       |               |                |                      |              |                   |                   |                   |                   |                   |                  |             |                  |
| WATER         |                 |                      |               |                              |       |               |                |                      |              |                   |                   |                   |                   |                   |                  |             |                  |
| 841-20044-1-1 | Cert of Deposit | \$ 37,893.39         | 10/22/2020    | Morgan Stanley BK NA Salt    | 2.50% | 6/7/2021      | \$ 37,893      | \$ 591.76            | Yes          | \$ 37,893         |                   |                   |                   |                   |                  |             |                  |
|               | Cert of Deposit | \$ 14,206.41         | 4/28/2021     | Discover Bank CD             | 3.00% | 6/21/2021     | \$ 14,206      | \$ 63.05             | Yes          | \$ 14,206         |                   |                   |                   |                   |                  |             |                  |
|               | Cert of Deposit | \$ 20,198.66         | 5/4/2021      | Goldman Sachs                | 2.05% | 7/12/2021     | \$ 20,199      | \$ 78.28             | Yes          |                   | \$ 20,199         |                   |                   |                   |                  |             |                  |
|               |                 | \$ 10,098.21         | 3/12/2021     | Sallie Mae Bk Salt Lake City | 2.05% | 7/26/2021     | \$ 10,098      | \$ 77.13             | Yes          |                   | \$ 10,098         |                   |                   |                   |                  |             |                  |
|               | Cert of Deposit | \$ 10,145.48         | 5/4/2021      | Discover Bank CD             | 3.00% | 7/26/2021     | \$ 10,145      | \$ 69.21             | Yes          |                   | \$ 10,145         |                   |                   |                   |                  |             |                  |
|               | Cert of Deposit | \$ 20,283.07         | 4/1/2021      | Ally Bk Sandy Utah           | 3.00% | 8/9/2021      | \$ 20,283      | \$ 216.72            | Yes          |                   |                   | \$ 20,283         |                   |                   |                  |             |                  |
|               | Cert of Deposit | \$ 20,198.66         | 5/7/2021      | Capital One                  | 2.10% | 8/16/2021     | \$ 20,199      | \$ 117.37            | Yes          |                   |                   | \$ 20,199         |                   |                   |                  |             |                  |
|               | Cert of Deposit | \$ 51,462.84         | 1/25/2021     | Bmw Bk NA Salt Lake          | 3.00% | 8/17/2021     | \$ 51,463      | \$ 862.88            | Yes          |                   |                   | \$ 51,463         |                   |                   |                  |             |                  |
|               | Cert of Deposit | \$ 27,492.86         | 12/28/2020    | CIT Bank Pasadena CA         | 1.90% | 8/23/2021     | \$ 27,493      | \$ 340.61            | Yes          |                   |                   | \$ 27,493         |                   |                   |                  |             |                  |
|               | Cert of Deposit | \$ 8,046.71          | 5/6/2021      | Bmw Bk NA Salt Lake          | 1.30% | 9/30/2021     | \$ 8,047       | \$ 42.13             | Yes          |                   |                   |                   | \$ 8,047          |                   |                  |             |                  |
|               | Cert of Deposit | \$ 25,127.44         | 4/1/2021      | Pinnacle Bank Nashville      | 1.15% | 10/21/2021    | \$ 25,127      | \$ 160.71            | Yes          |                   |                   |                   |                   | \$ 25,127         |                  |             |                  |
|               | Cert of Deposit | \$ 30,000.00         | 3/10/2021     | Third Fed Svgs & Loan        | 3.15% | 10/22/2021    | \$ 30,000      | \$ 585.12            | Yes          |                   |                   |                   |                   | \$ 30,000         |                  |             |                  |
|               | Cert of Deposit | \$ 14,981.01         | 4/28/2021     | Newburyport Five Cent Svgs   | 0.05% | 3/18/2022     | \$ 14,981      | \$ 6.65              | Yes          |                   |                   |                   |                   |                   |                  |             | \$ 14,981        |
|               | Cash            | \$ 10,503.65         |               |                              | 0.01% |               |                |                      | Yes          |                   |                   |                   |                   |                   |                  |             |                  |
|               |                 | <u>\$ 300,638.39</u> |               |                              |       |               |                |                      |              | <u>\$ 176,877</u> | <u>\$ 80,594</u>  | <u>\$ 225,296</u> | <u>\$ 48,516</u>  | <u>\$ 136,614</u> | <u>\$ 35,079</u> |             | <u>\$ 25,278</u> |

**Lake Limerick Water Systems**  
**BUDGET TO ACTUAL**  
**Month Ended May 31, 2021**

| Variance       | Month Budget  | Month Actual  |                                      | Year to Date Actual | Year to Date Budget | Variance       | 2021 Budget    | % of Budget  |
|----------------|---------------|---------------|--------------------------------------|---------------------|---------------------|----------------|----------------|--------------|
|                |               |               | <b>Revenue</b>                       |                     |                     |                |                | <b>66.7%</b> |
| (394)          | 37,205        | 36,811        | Gross Revenue Water                  | 279,517             | 289,180             | (9,663)        | 447,600        | 62.5%        |
| 3,000          | -             | 3,000         | Meter Installation                   | 13,500              | -                   | 13,500         | -              |              |
| <u>85</u>      | <u>10,875</u> | <u>10,960</u> | Reserves                             | <u>87,408</u>       | <u>87,000</u>       | <u>408</u>     | <u>130,500</u> | 67.0%        |
| <b>2,691</b>   | <b>48,080</b> | <b>50,771</b> | <b>Total Revenue</b>                 | <b>380,425</b>      | <b>376,180</b>      | <b>4,245</b>   | <b>578,100</b> | <b>65.8%</b> |
|                |               |               | <b>Operating Expenses</b>            |                     |                     |                |                |              |
| 196            | 570           | 766           | Fuel/Gas Expense                     | 6,255               | 4,960               | 1,295          | 7,500          | 83.4%        |
| (330)          | 330           | -             | Auto Repair & Maintenance            | -                   | 2,640               | (2,640)        | 4,000          | 0.0%         |
| (13)           | 80            | 67            | Bank Service Charges_                | 604                 | 580                 | 24             | 900            | 67.1%        |
| (58)           | 420           | 362           | Computer and Internet Expenses       | 1,199               | 3,320               | (2,121)        | 5,000          | 24.0%        |
| (80)           | 80            |               | Dues & Subscriptions                 | 2,094               | 640                 | 1,454          | 1,000          | 209.4%       |
| 7              | 170           | 177           | 401k                                 | 808                 | 1,320               | (512)          | 2,000          | 40.4%        |
| 0              | 0             | 0             | New Hire Expense                     | 0                   | 800                 | (800)          | 800            | 0.0%         |
| 166            | 0             | 166           | Education & Training                 | 554                 | 2,000               | (1,446)        | 3,000          | 18.5%        |
| (906)          | 13,100        | 12,194        | Salaries & Wages                     | 103,861             | 104,600             | (739)          | 157,000        | 66.2%        |
| (133)          | 1,310         | 1,177         | Payroll Expenses                     | 9,823               | 10,460              | (637)          | 15,700         | 62.6%        |
| (216)          | 220           | 4             | Payroll Tax Expense                  | 26                  | 1,760               | (1,734)        | 2,650          | 1.0%         |
| (1,000)        | 1,000         | -             | Tree Felling / Trimming              | -                   | 8,000               | (8,000)        | 12,000         | 0.0%         |
| (120)          | 120           | -             | Employee Expense other               | -                   | 920                 | (920)          | 1,400          | 0.0%         |
| (1,250)        | 1,250         | -             | Legal Expenses                       | 3,596               | 10,000              | (6,404)        | 15,000         | 24.0%        |
| (1,170)        | 1,170         | -             | Equipment Rental                     | -                   | 9,320               | (9,320)        | 14,000         | 0.0%         |
| (1,205)        | 1,810         | 605           | General Liability Expense            | 7,109               | 13,860              | (6,751)        | 21,100         | 33.7%        |
| (32)           | 1,170         | 1,138         | Health Insurance                     | 6,606               | 9,320               | (2,714)        | 14,000         | 47.2%        |
| -              | -             | -             | Interest Expense                     | 1,417               | 1,400               | 17             | 1,400          | 101.2%       |
| (250)          | 250           |               | License & Permits                    | 1,641               | 2,000               | (359)          | 3,000          | 54.7%        |
| (30)           | 30            | -             | Meals and Entertainment              | -                   | 180                 | (180)          | 300            | 0.0%         |
| 93             | 480           | 573           | Merchant Account Charges             | 4,736               | 3,770               | 966            | 5,800          | 81.7%        |
| (10)           | 10            | -             | NSF Check Fees Returned Items        | -                   | 60                  | (60)           | 100            | 0.0%         |
| 128            | 40            | 168           | Office Supplies                      | 737                 | 320                 | 417            | 500            | 147.4%       |
| 110            | 60            | 170           | Office Expense                       | 685                 | 460                 | 225            | 700            | 97.9%        |
| (91)           | 1,100         | 1,009         | Postage and Delivery                 | 4,037               | 3,300               | 737            | 5,500          | 73.4%        |
| 12,388         | 2,500         | 14,888        | Professional Fees                    | 64,665              | 20,000              | 44,665         | 30,000         | 215.6%       |
| (1,169)        | 2,800         | 1,631         | Repairs and Maintenance              | 20,103              | 22,400              | (2,297)        | 33,700         | 59.7%        |
| (194)          | 220           | 26            | Small Tools and Equipment            | 1,984               | 1,760               | 224            | 2,650          | 74.9%        |
| (575)          | 780           | 205           | Supplies_                            | 4,095               | 6,180               | (2,085)        | 9,300          | 44.0%        |
| 103            | 1,830         | 1,933         | Taxes - Public Utility               | 14,579              | 14,210              | 369            | 22,000         | 66.3%        |
| 78             | 210           | 288           | Telephone Expense                    | 2,321               | 1,660               | 661            | 2,500          | 92.9%        |
| (250)          | 250           | -             | Travel Expense                       | -                   | 2,000               | (2,000)        | 3,000          | 0.0%         |
| (20)           | 80            | 60            | Uniforms                             | 608                 | 640                 | (32)           | 1,000          | 60.8%        |
| 87             | 2,040         | 2,127         | Utilities v                          | 15,338              | 17,370              | (2,032)        | 27,000         | 56.8%        |
| <u>541</u>     | <u>330</u>    | <u>871</u>    | Water Testing                        | <u>1,377</u>        | <u>2,640</u>        | <u>(1,263)</u> | <u>4,000</u>   | 34.4%        |
| <b>4,795</b>   | <b>35,810</b> | <b>40,605</b> | <b>Total Operating Expenses</b>      | <b>280,859</b>      | <b>284,850</b>      | <b>(3,991)</b> | <b>429,500</b> | <b>65.4%</b> |
| <b>(2,104)</b> | <b>12,270</b> | <b>10,166</b> | <b>Operating Income (Loss)</b>       | <b>99,566</b>       | <b>91,330</b>       | <b>8,236</b>   | <b>148,600</b> | <b>67.0%</b> |
|                |               |               | <b>Other Income</b>                  |                     |                     |                |                |              |
| 392            | -             | 392           | Interest Income_                     | 5,358               | -                   | 5,358          | -              |              |
| <b>392</b>     | <b>-</b>      | <b>392</b>    | <b>Total Other Income</b>            | <b>5,358</b>        | <b>-</b>            | <b>5,358</b>   | <b>-</b>       |              |
| <b>(1,712)</b> | <b>12,270</b> | <b>10,558</b> | <b>Net Income (Loss)</b>             | <b>104,924</b>      | <b>91,330</b>       | <b>13,594</b>  | <b>148,600</b> | <b>70.6%</b> |
|                |               | (10,960)      | Main Line and Well Capacity Reserves | (87,408)            | (87,000)            |                | (130,500)      |              |
|                |               | (402)         |                                      | 17,516              | 4,330               |                | 18,100         |              |
|                |               |               | Well #6 Loan Repayment               | (18,123)            | (18,100)            |                | (18,100)       |              |
|                |               |               |                                      | (607)               | (13,770)            |                | -              |              |

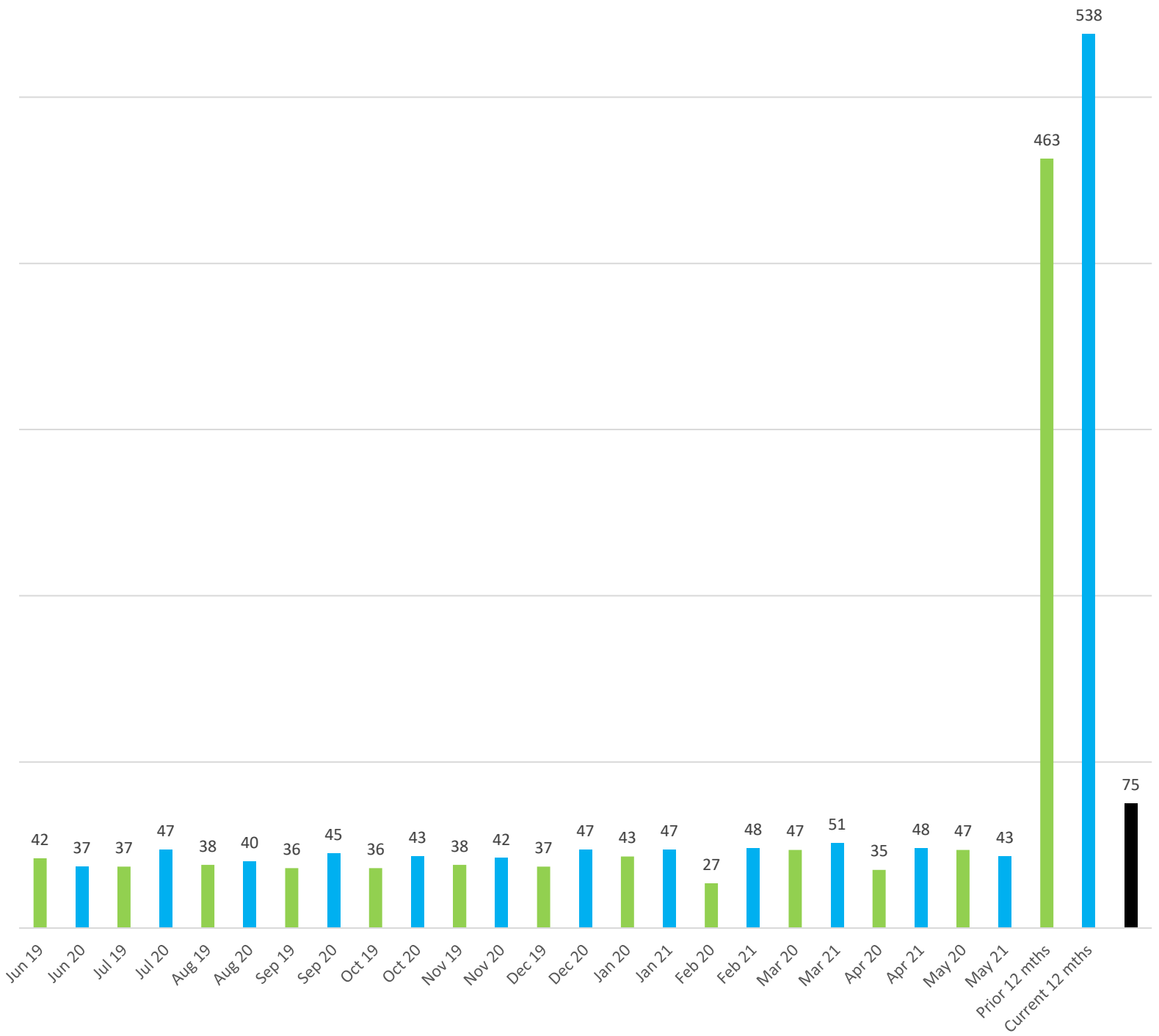
**CASH ACCOUNTS**

**May 2021**

| <b>Location</b>     | <b>Type</b>                | <b>Name</b>           | <b>Balance</b>         | <b>Operating</b>    | <b>Savings</b>       | <b>Reserve</b>       |
|---------------------|----------------------------|-----------------------|------------------------|---------------------|----------------------|----------------------|
| <b><u>WATER</u></b> |                            |                       |                        |                     |                      |                      |
| Heritage            | Checking-8937              | Water Operating       | \$ 13,211.28           | \$ 13,211.28        |                      |                      |
|                     | Money Market-8953          | Water Mainline        | \$ 66,309.37           |                     |                      | \$ 66,309.37         |
|                     | Money Market-8945          | Well #6 Reserves      | \$ 41,537.46           |                     |                      | \$ 41,537.46         |
| OCCU                | Checking-0216S50           | Water Committee       | \$ 76,604.26           | \$ 76,604.26        |                      |                      |
|                     | Savings-0216S7             | Water Committee       | \$ 102,307.34          |                     | \$ 102,307.34        |                      |
| Edward Jones #11177 | various length investments | LLWS Mainline Reserve | \$ 487,530.01          |                     |                      | \$ 487,530.01        |
| Edward Jones #20044 | various length investments | LLWS Capacity Reserve | \$ 300,638.39          |                     |                      | \$ 300,638.39        |
| <b>Total Water</b>  |                            |                       | <b>\$ 1,088,138.11</b> | <b>\$ 89,815.54</b> | <b>\$ 102,307.34</b> | <b>\$ 896,015.23</b> |



# Water Cash Collected \$ '000s



EDWARD JONES INVESTMENTS

31-May-21

| Acct No.      | Type            | Value                | Purchase date |                              | Rate  | Maturity Date | Maturity Value | Interest at Maturity | FDIC Insured | Jun               | Jul              | Aug               | Sep              | Oct               | Nov              | Dec       | 2022             |
|---------------|-----------------|----------------------|---------------|------------------------------|-------|---------------|----------------|----------------------|--------------|-------------------|------------------|-------------------|------------------|-------------------|------------------|-----------|------------------|
| WATER         |                 |                      |               |                              |       |               |                |                      |              |                   |                  |                   |                  |                   |                  |           |                  |
| 841-11177-1-9 | Cert of Deposit | \$ 10,048.00         | 3/3/2021      | Goldman Sachs                | 2.45% | 6/7/2021      | \$ 10,048      | \$ 64.75             | yes          | \$ 10,048         |                  |                   |                  |                   |                  |           |                  |
|               | Cert of Deposit | \$ 50,737.16         | 4/28/2021     | Discover Bank CD             | 3.00% | 6/21/2021     | \$ 50,737      | \$ 225.19            | yes          | \$ 50,737         |                  |                   |                  |                   |                  |           |                  |
|               | Cert of Deposit | \$ 63,992.07         | 5/4/2021      | Goldman Sachs                | 0.05% | 6/24/2021     | \$ 63,992      | \$ 4.47              | yes          | \$ 63,992         |                  |                   |                  |                   |                  |           |                  |
|               | Cert of Deposit | \$ 27,019.05         | 5/3/2021      | First Rep Bnk San Francisco  | 0.10% | 7/1/2021      | \$ 27,019      | \$ 4.37              | yes          |                   | \$ 27,019        |                   |                  |                   |                  |           |                  |
|               | Cert of Deposit | \$ 13,132.42         | 4/1/2021      | Morgan Stanley               | 2.15% | 7/6/2021      | \$ 13,132      | \$ 74.26             | yes          |                   | \$ 13,132        |                   |                  |                   |                  |           |                  |
|               | Cert of Deposit | \$ 15,999.44         | 5/27/2021     | Mizuho Bk USA                | 5.00% | 8/3/2021      | \$ 15,999      | \$ 149.04            | yes          |                   |                  | \$ 15,999         |                  |                   |                  |           |                  |
|               | Cert of Deposit | \$ 54,501.38         | 10/21/2020    | Sallie Mae Bk Salt Lake City | 3.00% | 8/16/2021     | \$ 54,501      | \$ 1,339.39          | Yes          |                   |                  |                   | \$ 54,501        |                   |                  |           |                  |
|               | Cert of Deposit | \$ 25,212.02         | 4/7/2021      | Morgan Stanley               | 1.85% | 8/23/2021     | \$ 25,212      | \$ 176.35            | yes          |                   |                  | \$ 25,212         |                  |                   |                  |           |                  |
|               | Cert of Deposit | \$ 10,145.67         | 5/10/2021     | Ally Bk Sandy Utah           | 3.00% | 8/30/2021     | \$ 10,146      | \$ 93.40             | yes          |                   |                  | \$ 10,146         |                  |                   |                  |           |                  |
|               | Cert of Deposit | \$ 40,469.21         | 5/4/2021      | Goldman Sachs                | 2.45% | 9/9/2021      | \$ 40,469      | \$ 347.70            | yes          |                   |                  |                   | \$ 40,469        |                   |                  |           |                  |
|               | Cert of Deposit | \$ 20,333.31         | 4/12/2021     | Morgan Stanley               | 1.80% | 10/25/2021    | \$ 20,333      | \$ 196.54            | yes          |                   |                  |                   |                  | \$ 20,333         |                  |           |                  |
|               | Cert of Deposit | \$ 40,657.64         | 3/12/2021     | Discover Bank CD             | 1.75% | 10/26/2021    | \$ 40,658      | \$ 444.45            | yes          |                   |                  |                   |                  | \$ 40,658         |                  |           |                  |
|               | Cert of Deposit | \$ 20,495.69         | 4/1/2021      | sallie Mae Bk                | 2.65% | 10/29/2021    | \$ 20,496      | \$ 313.98            | yes          |                   |                  |                   |                  | \$ 20,496         |                  |           |                  |
|               | Cert of Deposit | \$ 24,762.04         | 3/1/2021      | Ally Bk Sandy Utah           | 3.25% | 11/23/2021    | \$ 24,762      | \$ 588.69            | yes          |                   |                  |                   |                  |                   | \$ 24,762        |           |                  |
|               | Cert of Deposit | \$ 10,316.74         | 4/20/2021     | Goldman Sachs                | 3.30% | 11/29/2021    | \$ 10,317      | \$ 208.00            | yes          |                   |                  |                   |                  | \$ 10,317         |                  |           |                  |
|               | Cert of Deposit | \$ 10,104.09         | 5/11/2021     | Wells fargo                  | 1.75% | 12/30/2021    | \$ 10,104      | \$ 112.88            | yes          |                   |                  |                   |                  |                   |                  | \$ 10,104 |                  |
|               | Cert of Deposit | \$ 10,297.41         | 5/14/2021     | Cii bank Sioux Falls         | 3.10% | 1/10/2022     | \$ 10,297      | \$ 210.77            | yes          |                   |                  |                   |                  |                   |                  |           | \$ 10,297        |
|               | Money Market    | \$ 39,306.67         |               | Edward Jones                 | 0.01% |               |                |                      | Yes          |                   |                  |                   |                  |                   |                  |           |                  |
|               |                 | <u>\$ 487,530.01</u> |               |                              |       |               |                |                      |              |                   |                  |                   |                  |                   |                  |           |                  |
| WATER         |                 |                      |               |                              |       |               |                |                      |              |                   |                  |                   |                  |                   |                  |           |                  |
| 841-20044-1-1 | Cert of Deposit | \$ 37,893.39         | 10/22/2020    | Morgan Stanley BK NA Salt    | 2.50% | 6/7/2021      | \$ 37,893      | \$ 591.76            | Yes          | \$ 37,893         |                  |                   |                  |                   |                  |           |                  |
|               | Cert of Deposit | \$ 14,206.41         | 4/28/2021     | Discover Bank CD             | 3.00% | 6/21/2021     | \$ 14,206      | \$ 63.05             | Yes          | \$ 14,206         |                  |                   |                  |                   |                  |           |                  |
|               | Cert of Deposit | \$ 20,198.66         | 5/4/2021      | Goldman Sachs                | 2.05% | 7/12/2021     | \$ 20,199      | \$ 78.28             | Yes          |                   | \$ 20,199        |                   |                  |                   |                  |           |                  |
|               |                 | \$ 10,098.21         | 3/12/2021     | Sallie Mae Bk Salt Lake City | 2.05% | 7/26/2021     | \$ 10,098      | \$ 77.13             | Yes          |                   | \$ 10,098        |                   |                  |                   |                  |           |                  |
|               | Cert of Deposit | \$ 10,145.48         | 5/4/2021      | Discover Bank CD             | 3.00% | 7/26/2021     | \$ 10,145      | \$ 69.21             | Yes          |                   | \$ 10,145        |                   |                  |                   |                  |           |                  |
|               | Cert of Deposit | \$ 20,283.07         | 4/1/2021      | Ally Bk Sandy Utah           | 3.00% | 8/9/2021      | \$ 20,283      | \$ 216.72            | Yes          |                   |                  | \$ 20,283         |                  |                   |                  |           |                  |
|               | Cert of Deposit | \$ 20,198.66         | 5/7/2021      | Capital One                  | 2.10% | 8/16/2021     | \$ 20,199      | \$ 117.37            | Yes          |                   |                  | \$ 20,199         |                  |                   |                  |           |                  |
|               | Cert of Deposit | \$ 51,462.84         | 1/25/2021     | Bmw Bk NA Salt Lake          | 3.00% | 8/17/2021     | \$ 51,463      | \$ 862.88            | Yes          |                   |                  | \$ 51,463         |                  |                   |                  |           |                  |
|               | Cert of Deposit | \$ 27,492.86         | 12/28/2020    | CIT Bank Pasadena CA         | 1.90% | 8/23/2021     | \$ 27,493      | \$ 340.61            | Yes          |                   |                  | \$ 27,493         |                  |                   |                  |           |                  |
|               | Cert of Deposit | \$ 8,046.71          | 5/6/2021      | Bmw Bk NA Salt Lake          | 1.30% | 9/30/2021     | \$ 8,047       | \$ 42.13             | Yes          |                   |                  | \$ 8,047          |                  |                   |                  |           |                  |
|               | Cert of Deposit | \$ 25,127.44         | 4/1/2021      | Pinnacle Bank Nashville      | 1.15% | 10/21/2021    | \$ 25,127      | \$ 160.71            | Yes          |                   |                  |                   |                  | \$ 25,127         |                  |           |                  |
|               | Cert of Deposit | \$ 30,000.00         | 3/10/2021     | Third Fed Svgs & Loan        | 3.15% | 10/22/2021    | \$ 30,000      | \$ 585.12            | Yes          |                   |                  |                   |                  | \$ 30,000         |                  |           |                  |
|               | Cert of Deposit | \$ 14,981.01         | 4/28/2021     | Newburyport Five Cent Svgs   | 0.05% | 3/18/2022     | \$ 14,981      | \$ 6.65              | Yes          |                   |                  |                   |                  |                   |                  |           | \$ 14,981        |
|               | Cash            | \$ 10,503.65         |               |                              | 0.01% |               |                |                      | Yes          |                   |                  |                   |                  |                   |                  |           |                  |
|               |                 | <u>\$ 300,638.39</u> |               |                              |       |               |                |                      |              |                   |                  |                   |                  |                   |                  |           |                  |
|               |                 |                      |               |                              |       |               |                |                      |              | <u>\$ 176,877</u> | <u>\$ 80,594</u> | <u>\$ 225,296</u> | <u>\$ 48,516</u> | <u>\$ 136,614</u> | <u>\$ 35,079</u> |           | <u>\$ 25,278</u> |