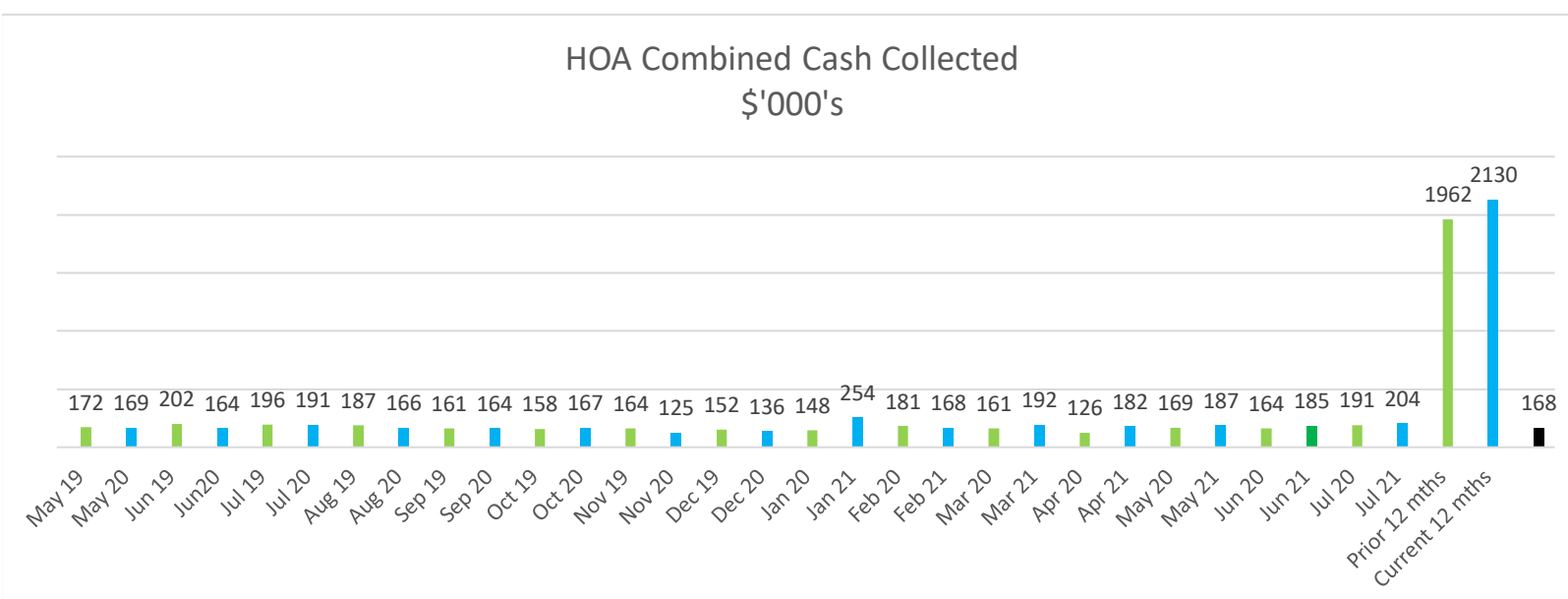
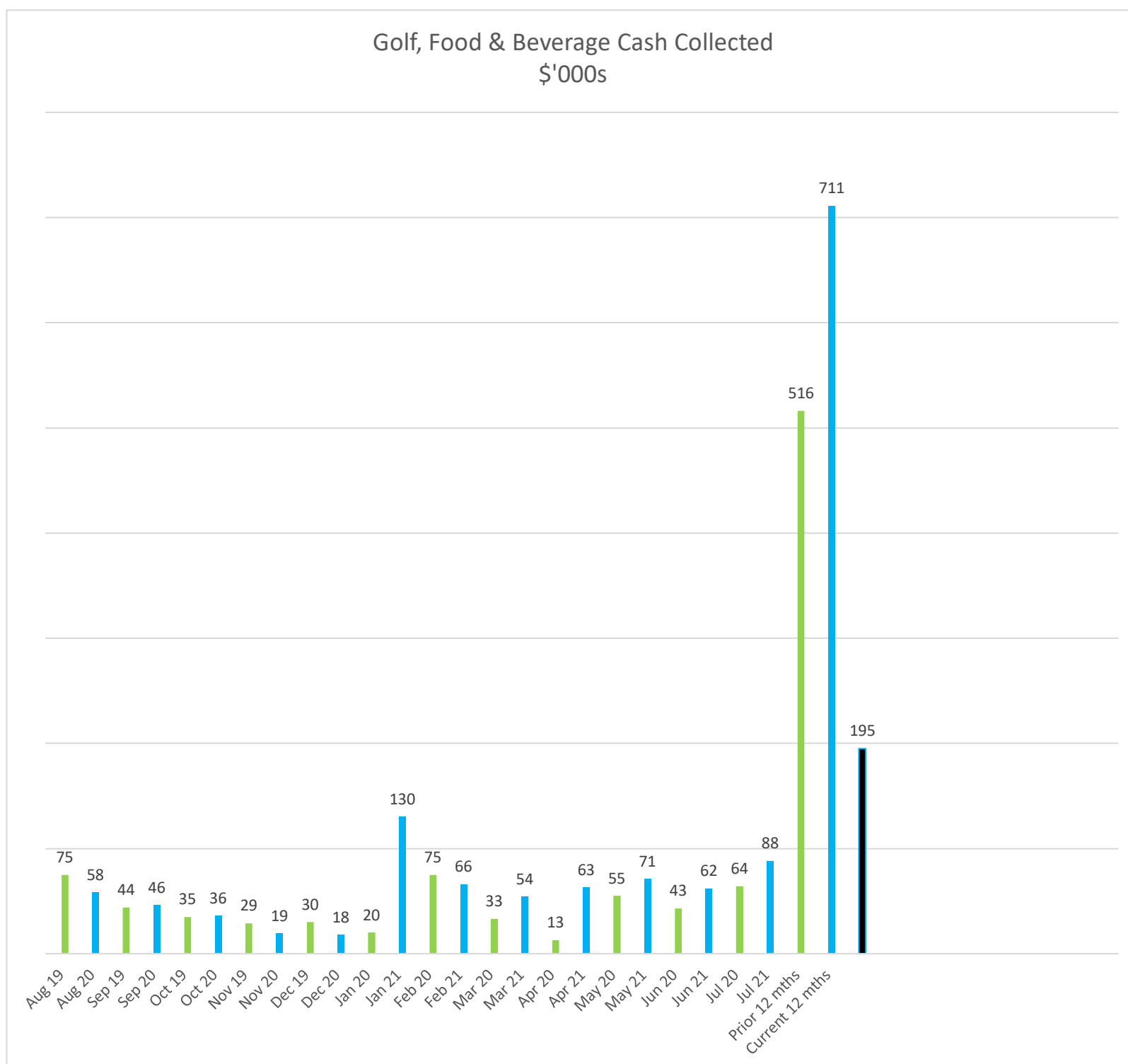
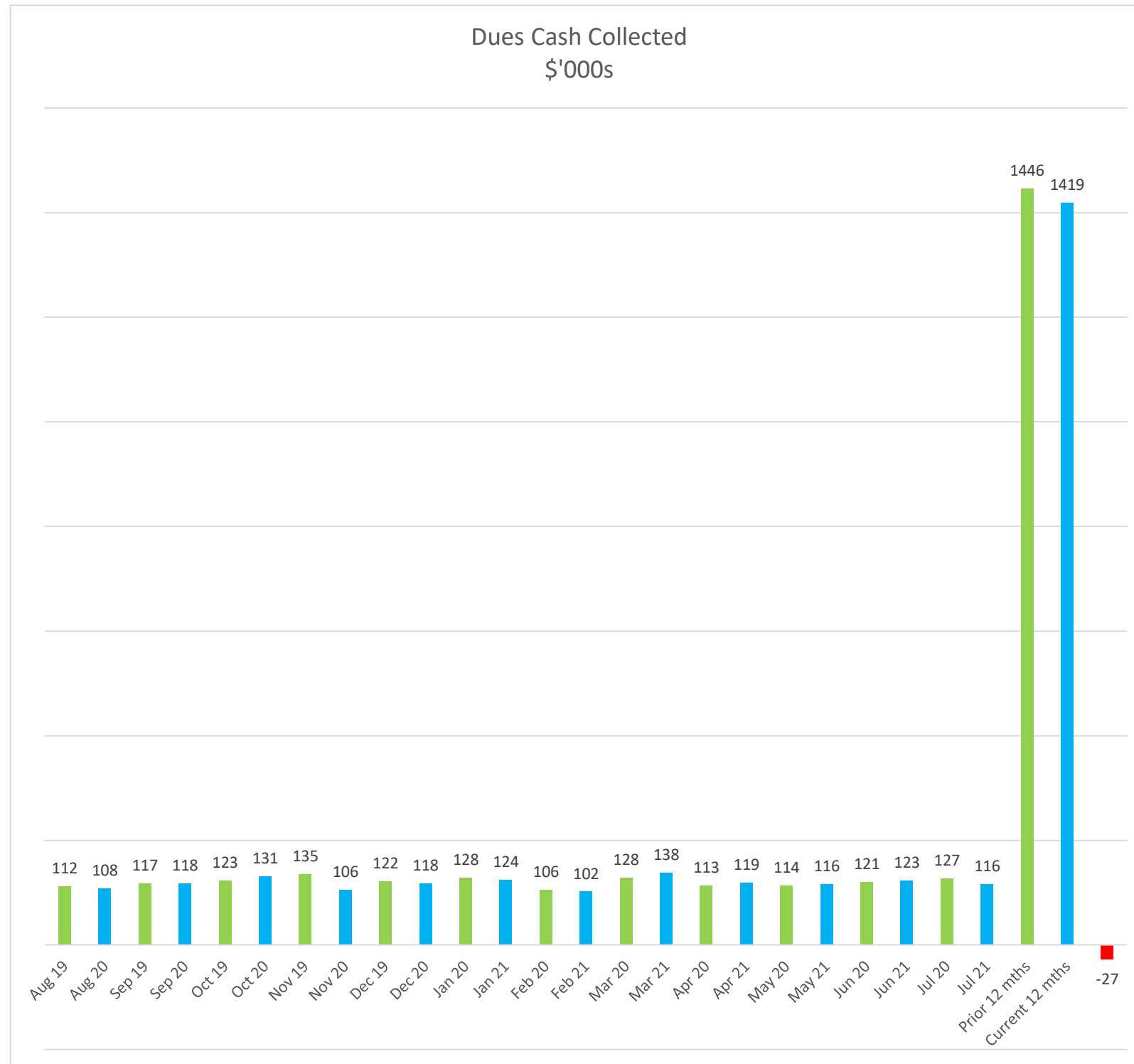


**Lake Limerick**  
**BUDGET TO ACTUAL**  
Month Ended July 31, 2021

| Variance                  | HOA Budget     | HOA Actual     |  | HOA Actual       | HOA Budget       | Variance        | HOA Budget       | 83%  |
|---------------------------|----------------|----------------|--|------------------|------------------|-----------------|------------------|------|
| <b>Revenue</b>            |                |                |  |                  |                  |                 |                  |      |
| \$ 1,216                  | \$ 11,736      | \$ 12,952      | Income - Cafe                            | \$ 69,004        | \$ 50,226        | \$ 18,778       | \$ 69,098        | 100% |
| 11,851                    | 31,000         | 42,851         | Income - Golf                            | 266,834          | 186,000          | 80,834          | 230,200          | 116% |
| 3,936                     | 8,500          | 12,436         | Income - Lounge                          | 50,098           | 47,000           | 3,098           | 64,000           | 78%  |
| 6,119                     | 14,364         | 20,483         | Income - Restaurant                      | 115,182          | 97,782           | 17,400          | 116,533          | 99%  |
| 0                         | 0              | 0              | Income - HOA                             | (298)            | 0                | (298)           | 0                |      |
| 11,613                    | 2,850          | 14,463         | Fines & Fees                             | 46,307           | 28,425           | 17,882          | 34,125           | 136% |
| 685                       | 108,720        | 109,405        | Membership Dues                          | 1,089,788        | 1,087,200        | 2,588           | 1,304,640        | 84%  |
| 35                        | 6,795          | 6,830          | Reserve - HOA                            | 68,115           | 67,950           | 165             | 81,540           | 84%  |
| 50                        | 0              | 50             | Social Members                           | 350              | 0                | 350             | 0                |      |
| 0                         | 0              | 0              | Special Assessment                       | 64               | 0                | 64              | 0                |      |
| 21,000                    | 0              | 21,000         | Property Sales                           | 326,605          | 0                | 326,605         | 0                |      |
| 0                         | 0              | 0              | Miscellaneous Income                     | 4,609            | 0                | 4,609           | 0                |      |
| 50                        | 0              | 50             | Returned Check Charges                   | 187              | 0                | 187             | 0                |      |
| <b>56,555</b>             | <b>183,965</b> | <b>240,520</b> | <b>Total Revenue</b>                     | <b>2,036,845</b> | <b>1,564,583</b> | <b>472,262</b>  | <b>1,900,136</b> | 107% |
| <b>Cost of Goods Sold</b> |                |                |  |                  |                  |                 |                  |      |
| 8,508                     | 19,949         | 28,457         | Cost of Goods Sold                       | 154,503          | 114,746          | 39,757          | 144,861          | 107% |
| <b>8,508</b>              | <b>19,949</b>  | <b>28,457</b>  | <b>Total Cost of Goods Sold</b>          | <b>154,503</b>   | <b>114,746</b>   | <b>39,757</b>   | <b>144,861</b>   | 107% |
| <b>48,047</b>             | <b>164,016</b> | <b>212,063</b> | <b>Gross Profit</b>                      | <b>1,882,342</b> | <b>1,449,837</b> | <b>432,505</b>  | <b>1,755,275</b> | 107% |
| <b>Operating Expenses</b> |                |                |  |                  |                  |                 |                  |      |
| (80)                      | 600            | 520            | Advertising and Promotion                | 3,150            | 4,300            | (1,150)         | 5,500            | 57%  |
| 378                       | 2,400          | 2,778          | Fuel/Gas Expense                         | 23,202           | 19,900           | 3,302           | 24,600           | 94%  |
| 526                       | 250            | 776            | Auto Repairs & Maintenance               | 776              | 2,500            | (1,724)         | 3,000            | 26%  |
| 33                        | 270            | 303            | Bank Service Charges                     | 2,830            | 2,700            | 130             | 3,240            | 87%  |
| 0                         | 0              | 0              | Cash Over and Short                      | 51               | 0                | 51              | 0                |      |
| 882                       | 590            | 1,472          | Computer and Internet Expenses           | 12,462           | 5,902            | 6,560           | 7,082            | 176% |
| 451                       | 41             | 492            | Dues and Subscriptions                   | 7,222            | 7,038            | 184             | 7,882            | 92%  |
| 724                       | 1,009          | 1,733          | Employee Expense                         | 13,990           | 10,175           | 3,815           | 12,363           | 113% |
| 652                       | 3,507          | 4,159          | Equipment Lease                          | 42,113           | 35,376           | 6,737           | 42,930           | 98%  |
| 0                         | 0              | 0              | Equipment Rental                         | 112              | 5,400            | (5,288)         | 5,400            | 2%   |
| (2,393)                   | 9,475          | 7,082          | Insurance Expense                        | 79,934           | 90,926           | (10,992)        | 109,876          | 73%  |
| 51                        | 0              | 51             | Interest Expense                         | 274              | 0                | 274             | 0                |      |
| 905                       | 2,407          | 3,312          | Janitorial & Laundry Expense             | 30,815           | 23,152           | 7,663           | 27,966           | 110% |
| (5,343)                   | 84,718         | 79,375         | Labor                                    | 660,138          | 729,965          | (69,827)        | 890,914          | 74%  |
| (9,984)                   | 16,000         | 6,016          | Lake Expense                             | 27,746           | 49,150           | (21,404)        | 49,150           | 56%  |
| (2,568)                   | 3,000          | 432            | Legal                                    | 10,594           | 30,000           | (19,406)        | 36,000           | 29%  |
| 0                         | 0              | 0              | Licenses and Permits                     | 9,852            | 8,774            | 1,078           | 8,774            | 112% |
| 1,670                     | 1,552          | 3,222          | Merchant Account Charges                 | 22,092           | 13,160           | 8,932           | 15,986           | 138% |
| (205)                     | 350            | 145            | Office Expense                           | 4,301            | 5,300            | (999)           | 6,000            | 72%  |
| 586                       | 1,045          | 1,631          | Office Supplies                          | 18,083           | 11,130           | 6,953           | 13,430           | 135% |
| (713)                     | 1,000          | 287            | Parks Expense                            | 1,604            | 4,000            | (2,396)         | 5,000            | 32%  |
| (1,556)                   | 9,439          | 7,883          | Payroll Expenses                         | 68,890           | 79,140           | (10,250)        | 97,039           | 71%  |
| (432)                     | 1,765          | 1,333          | Payroll Tax Expense                      | 13,285           | 14,767           | (1,482)         | 18,127           | 73%  |
| (400)                     | 400            | 0              | Postage and Delivery                     | 6,074            | 4,350            | 1,724           | 5,500            | 110% |
| 2,177                     | 700            | 2,877          | Professional Fees                        | 33,998           | 14,216           | 19,782          | 15,876           | 214% |
| 1,216                     | 3,990          | 5,206          | Repairs and Maintenance                  | 43,254           | 44,025           | (771)           | 52,980           | 82%  |
| 7,121                     | 2,000          | 9,121          | Tree Felling / Trimming                  | 54,630           | 20,000           | 34,630          | 24,000           | 228% |
| (100)                     | 100            | 0              | Security                                 | 1,682            | 1,458            | 224             | 1,458            | 115% |
| (570)                     | 845            | 275            | Small Tools and Equipment                | 6,756            | 8,450            | (1,694)         | 10,140           | 67%  |
| (402)                     | 500            | 98             | Summer Event Muscian                     | 98               | 1,000            | (902)           | 1,500            | 7%   |
| 1,239                     | 4,620          | 5,859          | Supplies                                 | 63,188           | 59,500           | 3,688           | 75,840           | 83%  |
| 360                       | 0              | 360            | Tax Expense                              | 5,250            | 0                | 5,250           | 0                |      |
| (35)                      | 455            | 420            | Taxes - Excise                           | 2,333            | 2,671            | (338)           | 3,345            | 70%  |
| 0                         | 0              | 0              | Taxes - Property                         | 7,461            | 7,600            | (139)           | 7,600            | 98%  |
| 40                        | 1,368          | 1,408          | Telecommunication Expense                | 13,494           | 13,680           | (186)           | 16,416           | 82%  |
| 0                         | 0              | 0              | Travel Expense                           | 575              | 300              | 275             | 300              | 192% |
| (330)                     | 200            | (130)          | Uniforms                                 | 4,244            | 4,250            | (6)             | 4,800            | 88%  |
| (4)                       | 5,060          | 5,056          | Utilities                                | 52,652           | 49,225           | 3,427           | 59,646           | 88%  |
| (3,930)                   | 3,930          | 0              | Reserve Study                            | 1,965            | 3,930            | (1,965)         | 3,930            | 50%  |
| 0                         | 0              | 0              | Water Testing                            | 0                | 0                | 0               | 145              | 0%   |
| 256                       | 0              | 256            | Penalties                                | 1,281            | 0                | 1,281           | 0                |      |
| 0                         | 0              | 0              | Miscellaneous Expense                    | 876              | 0                | 876             | 0                |      |
| <b>(9,778)</b>            | <b>163,586</b> | <b>153,808</b> | <b>Total Operating Expenses</b>          | <b>1,353,327</b> | <b>1,387,410</b> | <b>(34,083)</b> | <b>1,673,735</b> | 81%  |
| <b>57,825</b>             | <b>430</b>     | <b>58,255</b>  | <b>Operating Income (Loss)</b>           | <b>529,015</b>   | <b>62,427</b>    | <b>466,588</b>  | <b>81,540</b>    | 649% |
| <b>Other Income</b>       |                |                |  |                  |                  |                 |                  |      |
| 648                       | 0              | 648            | Interest Income                          | 3,218            | 0                | 3,218           | 0                |      |
| <b>58,473</b>             | <b>430</b>     | <b>58,903</b>  | <b>Income (Loss) Before Income Taxes</b> | <b>532,233</b>   | <b>62,427</b>    | <b>469,806</b>  | <b>81,540</b>    | 653% |



**CASH ACCOUNTS**

**July 2021**

| Location             | Type                | Name                     | Balance                | Operating            | Savings             | Reserve              |
|----------------------|---------------------|--------------------------|------------------------|----------------------|---------------------|----------------------|
| <b><u>HOA</u></b>    |                     |                          |                        |                      |                     |                      |
| Heritage             | Checking-0214       | Operating                | \$ 436,756.61          | \$ 436,756.61        |                     |                      |
|                      | Money Market-4023   | LLCC Savings             | \$ 62,738.15           |                      | \$ 62,738.15        |                      |
|                      | Savings-5841        | Golf Projects            | \$ 8,839.86            |                      | \$ 8,839.86         |                      |
| Edward Jones # 01533 | Various Investments | HOA Capital Svgs         | \$ 624,777.18          |                      |                     | \$ 624,777.18        |
| Edward Jones # 20043 | Various Investments | HOA Capital Asset Repair | \$ 143,924.32          |                      |                     | \$ 143,924.32        |
| <b>Total HOA</b>     |                     |                          | <b>\$ 1,277,036.12</b> | <b>\$ 436,756.61</b> | <b>\$ 71,578.01</b> | <b>\$ 768,701.50</b> |

**WATER**

|                      |                            |                       |                        |                      |                      |                        |
|----------------------|----------------------------|-----------------------|------------------------|----------------------|----------------------|------------------------|
| Heritage             | Checking-8937              | Water Operating       | \$ 19,343.36           | \$ 19,343.36         |                      |                        |
|                      | Money Market-8953          | Water Mainline        | \$ 79,985.27           |                      |                      | \$ 79,985.27           |
|                      | Money Market-8945          | Well #6 Reserves      | \$ 49,742.31           |                      |                      | \$ 49,742.31           |
| OCCU                 | Checking-0216S50           | Water Committee       | \$ 76,617.07           | \$ 76,617.07         |                      |                        |
|                      | Savings-0216S7             | Water Committee       | \$ 102,324.44          |                      | \$ 102,324.44        |                        |
| Edward Jones #11177  | various length investments | LLWS Mainline Reserve | \$ 487,886.96          |                      |                      | \$ 487,886.96          |
| Edward Jones #20044  | various length investments | LLWS Capacity Reserve | \$ 300,276.73          |                      |                      | \$ 300,276.73          |
| <b>Total Water</b>   |                            |                       | <b>\$ 1,116,176.14</b> | <b>\$ 95,960.43</b>  | <b>\$ 102,324.44</b> | <b>\$ 917,891.27</b>   |
| <b>Heritage Bank</b> | \$                         | 657,405.56            |                        |                      |                      |                        |
| <b>OCCU</b>          | \$                         | 178,941.51            |                        |                      |                      |                        |
| <b>Edward Jones</b>  | \$                         | 1,556,865.19          |                        |                      |                      |                        |
|                      | \$                         | <u>2,393,212.26</u>   |                        |                      |                      |                        |
| <b>TOTAL:</b>        |                            |                       | <b>\$ 2,393,212.26</b> | <b>\$ 532,717.04</b> | <b>\$ 173,902.45</b> | <b>\$ 1,686,592.77</b> |

**BALANCE SHEET ACCOUNTS**  
**July 2021**

| <u>Cash in Banks</u>               | <u>Balance</u>                      |
|------------------------------------|-------------------------------------|
| <b>Operating Account</b>           |                                     |
| Heritage Operating-0214            | \$436,756.61                        |
| <b>Special Assessment Accounts</b> |                                     |
| Heritage - Golf Projects-5841      | \$8,839.86                          |
| <b>Savings Accounts</b>            |                                     |
| Heritage: Money Market-4023        | \$62,738.15                         |
| <b>Reserve Account</b>             |                                     |
| Ed Jones CD-01533                  | \$624,777.18                        |
| Ed Jones CD-20043                  | \$143,924.32                        |
| <b>Total Cash in Banks:</b>        | <b><u><u>\$1,277,036.12</u></u></b> |

| <b>Accounts Receivable</b>             | <b>Current</b> | <b>1 - 30</b>  | <b>31 - 60</b> | <b>61 - 90</b> | <b>&gt; 90</b> | <b>TOTAL</b>         |
|--|----------------|----------------|----------------|----------------|----------------|----------------------|
| Current - credits are prepaid accounts | \$ (127.50)    | \$ (15,043.55) | \$ (9,042.70)  | \$ (3,136.44)  | \$ (9,516.00)  | \$ (36,866.19)       |
| Accounts -with balance                 | \$ 42,313.34   | \$ 85.00       | \$ 16,588.04   | \$ 11,819.60   | \$ 215,668.45  | \$ 286,474.43        |
|  | 15%            | 0%             | 6%             | 4%             | 75%            | <b>\$ 249,608.24</b> |

| <b>Accounts Payable</b>          | <b>Current</b> | <b>1 - 30</b> | <b>31 - 60</b> | <b>61 - 90</b> | <b>&gt; 90</b> | <b>TOTAL</b> |
|----------------------------------|----------------|---------------|----------------|----------------|----------------|--------------|
| Vendors - does not include water | \$ 23,513.53   | \$ 5,429.43   | \$ -           | \$ -           | \$ 6,353.74    | \$ 35,296.70 |



**EDWARD JONES INVESTMENTS**

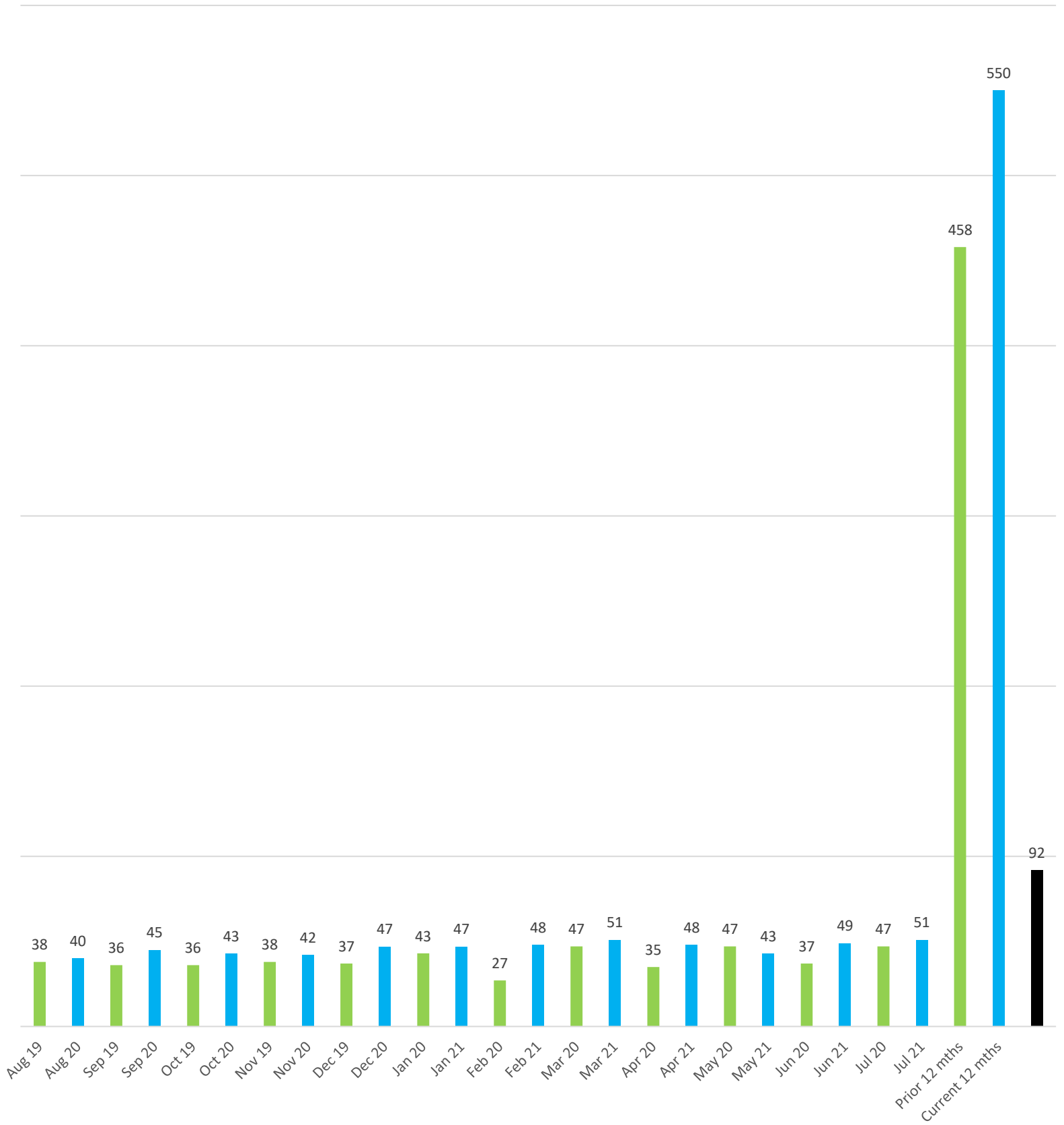
**31-Jul-21**

| Acct No.      | Type            | Value                | Purchase date |                              | Rate  | Maturity Date | Maturity Value | Interest at Maturity | FDIC Insured | Aug               | Sep              | Oct               | Nov              | Dec              | 2022             |
|---------------|-----------------|----------------------|---------------|------------------------------|-------|---------------|----------------|----------------------|--------------|-------------------|------------------|-------------------|------------------|------------------|------------------|
| WATER         |                 |                      |               |                              |       |               |                |                      |              |                   |                  |                   |                  |                  |                  |
| 841-11177-1-9 | Cert of Deposit | \$ 15,999.44         | 5/27/2021     | Mizuho Bk USA                | 0.05% | 8/3/2021      | \$ 15,999      | \$ 1.49              | yes          | \$ 15,999         |                  |                   |                  |                  |                  |
|               | Cert of Deposit | \$ 54,501.38         | 10/21/2020    | Sallie Mae Bk Salt Lake City | 3.00% | 8/16/2021     | \$ 54,501      | \$ 1,339.39          | Yes          | \$ 54,501         |                  |                   |                  |                  |                  |
|               | Cert of Deposit | \$ 25,212.02         | 4/7/2021      | Morgan Stanley               | 1.85% | 8/23/2021     | \$ 25,212      | \$ 176.35            | yes          | \$ 25,212         |                  |                   |                  |                  |                  |
|               | Cert of Deposit | \$ 10,145.82         | 6/14/2021     | Citi bank Sioux Falls        | 3.00% | 8/24/2021     | \$ 10,146      | \$ 59.21             | yes          | \$ 10,146         |                  |                   |                  |                  |                  |
|               | Cert of Deposit | \$ 10,145.67         | 5/10/2021     | Ally Bk Sandy Utah           | 3.00% | 8/30/2021     | \$ 10,146      | \$ 93.40             | yes          | \$ 10,146         |                  |                   |                  |                  |                  |
|               | Cert of Deposit | \$ 10,089.53         | 7/9/2021      | Goldman Sachs                | 1.80% | 9/7/2021      | \$ 10,090      | \$ 29.85             | yes          |                   | \$ 10,090        |                   |                  |                  |                  |
|               | Cert of Deposit | \$ 40,469.21         | 5/4/2021      | Goldman Sachs                | 2.45% | 9/9/2021      | \$ 40,469      | \$ 347.70            | yes          |                   | \$ 40,469        |                   |                  |                  |                  |
|               | Cert of Deposit | \$ 18,010.71         | 6/24/2021     | Westfield BK Mass            | 0.10% | 9/24/2021     | \$ 18,011      | \$ 4.54              | yes          |                   | \$ 18,011        |                   |                  |                  |                  |
|               | Cert of Deposit | \$ 75,613.70         | 6/28/2021     | Goldman Sachs                | 1.70% | 10/4/2021     | \$ 75,614      | \$ 345.13            | yes          |                   |                  | \$ 75,614         |                  |                  |                  |
|               | Cert of Deposit | \$ 25,216.05         | 6/28/2021     | Ally Bk Sandy Utah           | 1.80% | 10/4/2021     | \$ 25,216      | \$ 121.87            | yes          |                   |                  | \$ 25,216         |                  |                  |                  |
|               | Cert of Deposit | \$ 20,172.88         | 6/3/2021      | Ally Bk Sandy Utah           | 1.80% | 10/12/2021    | \$ 20,173      | \$ 130.32            | yes          |                   |                  | \$ 20,173         |                  |                  |                  |
|               | Cert of Deposit | \$ 15,083.53         | 6/10/2021     | Morgan Stanley               | 1.20% | 10/18/2021    | \$ 15,084      | \$ 64.47             | yes          |                   |                  | \$ 15,084         |                  |                  |                  |
|               | Cert of Deposit | \$ 20,333.31         | 4/12/2021     | Morgan Stanley               | 1.80% | 10/25/2021    | \$ 20,333      | \$ 196.54            | yes          |                   |                  | \$ 20,333         |                  |                  |                  |
|               | Cert of Deposit | \$ 40,657.64         | 3/12/2021     | Discover Bank CD             | 1.75% | 10/26/2021    | \$ 40,658      | \$ 444.45            | yes          |                   |                  | \$ 40,658         |                  |                  |                  |
|               | Cert of Deposit | \$ 20,495.69         | 4/1/2021      | sallie Mae Bk                | 2.65% | 10/29/2021    | \$ 20,496      | \$ 313.98            | yes          |                   |                  | \$ 20,496         |                  |                  |                  |
|               | Cert of Deposit | \$ 29,990.05         | 7/8/2021      | Goldman Sachs                | 0.05% | 11/19/2021    | \$ 29,990      | \$ 5.51              | yes          |                   |                  |                   | \$ 29,990        |                  |                  |
|               | Cert of Deposit | \$ 24,762.04         | 3/1/2021      | Ally Bk Sandy Utah           | 3.25% | 11/23/2021    | \$ 24,762      | \$ 588.69            | yes          |                   |                  |                   | \$ 24,762        |                  |                  |
|               | Cert of Deposit | \$ 10,316.74         | 4/20/2021     | Goldman Sachs                | 3.30% | 11/29/2021    | \$ 10,317      | \$ 208.00            | yes          |                   |                  |                   | \$ 10,317        |                  |                  |
|               | Cert of Deposit | \$ 10,104.09         | 5/11/2021     | Wells fargo                  | 1.75% | 12/30/2021    | \$ 10,104      | \$ 112.88            | yes          |                   |                  |                   |                  | \$ 10,104        |                  |
|               | Cert of Deposit | \$ 10,297.41         | 5/14/2021     | Cii bank Sioux Falls         | 3.10% | 1/10/2022     | \$ 10,297      | \$ 210.77            | yes          |                   |                  |                   |                  |                  | \$ 10,297        |
|               | Money Market    | \$ 270.05            |               | Edward Jones                 | 0.01% |               |                |                      | Yes          |                   |                  |                   |                  |                  |                  |
|               |                 | <u>\$ 487,886.96</u> |               |                              |       |               |                |                      |              |                   |                  |                   |                  |                  |                  |
| WATER         |                 |                      |               |                              |       |               |                |                      |              |                   |                  |                   |                  |                  |                  |
| 841-20044-1-1 | Cert of Deposit | \$ 54,780.98         | 4/1/2021      | Ally Bk Sandy Utah           | 3.00% | 8/9/2021      | \$ 54,781      | \$ 585.33            | Yes          | \$ 54,781         |                  |                   |                  |                  |                  |
|               | Cert of Deposit | \$ 20,198.66         | 5/7/2021      | Capital One                  | 2.10% | 8/16/2021     | \$ 20,199      | \$ 117.37            | Yes          | \$ 20,199         |                  |                   |                  |                  |                  |
|               | Cert of Deposit | \$ 51,462.84         | 1/25/2021     | Bmw Bk NA Salt Lake          | 3.00% | 8/17/2021     | \$ 51,463      | \$ 862.88            | Yes          | \$ 51,463         |                  |                   |                  |                  |                  |
|               | Cert of Deposit | \$ 27,492.86         | 12/28/2020    | CIT Bank Pasadena CA         | 1.90% | 8/23/2021     | \$ 27,493      | \$ 340.61            | Yes          | \$ 27,493         |                  |                   |                  |                  |                  |
|               | Cert of Deposit | \$ 14,125.71         | 6/24/2021     | Goldman Sachs                | 1.85% | 8/30/2021     | \$ 14,126      | \$ 47.97             | Yes          | \$ 14,126         |                  |                   |                  |                  |                  |
|               | Cert of Deposit | \$ 10,146.89         | 6/10/2021     | Citi bank Sioux Falls        | 3.00% | 9/21/2021     | \$ 10,147      | \$ 85.90             | Yes          |                   | \$ 10,147        |                   |                  |                  |                  |
|               | Cert of Deposit | \$ 8,046.71          | 5/6/2021      | Bmw Bk NA Salt Lake          | 1.30% | 9/30/2021     | \$ 8,047       | \$ 42.13             | Yes          |                   | \$ 8,047         |                   |                  |                  |                  |
|               | Cert of Deposit | \$ 25,127.44         | 4/1/2021      | Pinnacle Bank Nashville      | 1.15% | 10/21/2021    | \$ 25,127      | \$ 160.71            | Yes          |                   |                  | \$ 25,127         |                  |                  |                  |
|               | Cert of Deposit | \$ 30,000.00         | 3/10/2021     | Third Fed Svgs & Loan        | 3.15% | 10/22/2021    | \$ 30,000      | \$ 585.12            | Yes          |                   |                  | \$ 30,000         |                  |                  |                  |
|               | Cert of Deposit | \$ 10,146.31         | 7/26/2021     | Goldman Sachs                | 3.00% | 11/23/2021    | \$ 10,146      | \$ 100.07            | Yes          |                   |                  |                   | \$ 10,146        |                  |                  |
|               | Cert of Deposit | \$ 14,981.01         | 4/28/2021     | Newburyport Five Cent Svgs   | 0.05% | 3/18/2022     | \$ 14,981      | \$ 6.65              | Yes          |                   |                  |                   |                  |                  | \$ 14,981        |
|               | Cash            | \$ 33,767.32         |               |                              | 0.01% |               |                |                      | Yes          |                   |                  |                   |                  |                  |                  |
|               |                 | <u>\$ 300,276.73</u> |               |                              |       |               |                |                      |              |                   |                  |                   |                  |                  |                  |
|               |                 |                      |               |                              |       |               |                |                      |              | <u>\$ 284,065</u> | <u>\$ 86,763</u> | <u>\$ 272,700</u> | <u>\$ 75,215</u> | <u>\$ 10,104</u> | <u>\$ 25,278</u> |

**Lake Limerick Water Systems**  
**BUDGET TO ACTUAL**  
**Month Ended July 31, 2021**

| Variance     | Month Budget  | Month Actual    |   | Year to Date Actual | Year to Date Budget | Variance      | 2021 Budget      | % of Budget  |
|--------------|---------------|-----------------|---|---------------------|---------------------|---------------|------------------|--------------|
|              |               |                 | <b>Revenue</b>                              |                     |                     |               |                  | 83.3%        |
| 7,997        | 41,805        | 49,802          | Gross Revenue Water                         | 370,900             | 364,900             | 6,000         | 447,600          | 82.9%        |
| 0            | 0             |                 | Meter Insatallation                         | 13,500              | 0                   | 13,500        | 0.00             |              |
| 61           | 10,875        | 10,936          | Reserves                                    | 109,283             | 108,750             | 533           | 130,500          | 83.7%        |
| <b>8,058</b> | <b>52,680</b> | <b>60,738</b>   | <b>Total Revenue</b>                        | <b>493,683</b>      | <b>473,650</b>      | <b>20,033</b> | <b>578,100</b>   | <b>85.4%</b> |
|              |               |                 | <b>Operating Expenses</b>                   |                     |                     |               |                  |              |
| 324          | 660           | 984             | Fuel/Gas Expense                            | 8,441               | 6,210               | 2,231         | 7,500.00         | 112.6%       |
| (253)        | 340           | 87              | Auto Repair & Maintenance                   | 89                  | 3,320               | (3,231)       | 4,000.00         | 2.2%         |
| (11)         | 80            | 69              | Bank Service Charges_                       | 739                 | 740                 | (1)           | 900              | 82.1%        |
| 95           | 420           | 515             | Computer and Internet Expenses              | 1,793               | 4,160               | (2,367)       | 5,000            | 35.9%        |
| (90)         | 90            | 0               | Dues & Subscriptions                        | 2,153               | 820                 | 1,333         | 1,000            | 215.3%       |
| 99           | 170           | 269             | 401k  | 1,346               | 1,660               | (314)         | 2,000            | 67.3%        |
| 0            | 0             | 0               | New Hire Expense                            | 0                   | 800                 | (800)         | 800              | 0.0%         |
| (400)        | 1,000         | 600             | Education & Training                        | 1,154               | 3,000               | (1,846)       | 3,000            | 38.5%        |
| (514)        | 13,100        | 12,586          | Salaries & Wages                            | 128,848             | 130,800             | (1,952)       | 157,000          | 82.1%        |
| (95)         | 1,310         | 1,215           | Payroll Expenses                            | 12,234              | 13,080              | (846)         | 15,700           | 77.9%        |
| (216)        | 220           | 4               | Payroll Tax Expense                         | 33                  | 2,200               | (2,167)       | 2,650            | 1.3%         |
| (1,000)      | 1,000         | 0               | Tree Felling / Trimming                     |                     | 10,000              | (10,000)      | 12,000           | 0.0%         |
| 318          | 120           | 438             | Employee Expense other                      | 438                 | 1,160               | (722)         | 1,400            | 31.3%        |
| (1,250)      | 1,250         | 0               | Legal Expenses                              | 3,937               | 12,500              | (8,563)       | 15,000           | 26.3%        |
| (1,170)      | 1,170         | 0               | Equipment Rental                            |                     | 11,660              | (11,660)      | 14,000           | 0.0%         |
| (1,205)      | 1,810         | 605             | General Liability Expense                   | 8,319               | 17,480              | (9,161)       | 21,100           | 39.4%        |
| (32)         | 1,170         | 1,138           | Health Insurance                            | 8,881               | 11,660              | (2,779)       | 14,000           | 63.4%        |
| 0            | 0             | 0               | Interest Expense                            | 1,417               | 1,400               | 17            | 1,400            | 101.2%       |
| (145)        | 250           | 106             | License & Permits                           | 1,747               | 2,500               | (754)         | 3,000            | 58.2%        |
| (23)         | 30            | 7               | Meals and Entertainment                     | 112                 | 240                 | (128)         | 300              | 37.3%        |
| 50           | 530           | 580             | Merchant Account Charges                    | 5,973               | 4,750               | 1,223         | 5,800            | 103.0%       |
| (10)         | 10            | 0               | NSF Check Fees Returned Items               |                     | 80                  | (80)          | 100              | 0.0%         |
| 9            | 40            | 49              | Office Supplies                             | 880                 | 400                 | 480           | 500              | 176.0%       |
| 1,714        | 60            | 1,774           | Office Expense                              | 2,552               | 580                 | 1,972         | 700              | 364.6%       |
| (1,100)      | 1,100         | 0               | Postage and Delivery                        | 4,037               | 4,400               | (363)         | 5,500            | 73.4%        |
| (1,043)      | 2,500         | 1,457           | Professional Fees                           | 76,353              | 25,000              | 51,353        | 30,000           | 254.5%       |
| 12,690       | 2,800         | 15,490          | Repairs and Maintenance                     | 35,593              | 28,000              | 7,593         | 33,700           | 105.6%       |
| 39           | 220           | 259             | Small Tools and Equipment                   | 2,460               | 2,200               | 260           | 2,650            | 92.8%        |
| (327)        | 780           | 453             | Supplies                                    | 4,913               | 7,740               | (2,827)       | 9,300            | 52.8%        |
| 455          | 2,050         | 2,505           | Taxes - Public Utility                      | 19,174              | 17,930              | 1,244         | 22,000           | 87.2%        |
| 149          | 210           | 359             | Telephone Expense                           | 2,957               | 2,080               | 877           | 2,500            | 118.3%       |
| (250)        | 250           | 0               | Travel Expense                              | -                   | 2,500               | (2,500)       | 3,000            | 0.0%         |
| (90)         | 90            | 0               | Uniforms                                    | 608                 | 820                 | (212)         | 1,000            | 60.8%        |
| (155)        | 2,480         | 2,325           | Utilities                                   | 19,452              | 21,920              | (2,468)       | 27,000           | 72.1%        |
| 482          | 340           | 822             | Water Testing                               | 3,070               | 3,320               | (250)         | 4,000            | 76.8%        |
| <b>7,044</b> | <b>37,650</b> | <b>44,694</b>   | <b>Total Operating Expenses</b>             | <b>359,704</b>      | <b>357,110</b>      | <b>2,594</b>  | <b>429,500</b>   | <b>83.8%</b> |
| <b>1,014</b> | <b>15,030</b> | <b>16,044</b>   | <b>Operating Income (Loss)</b>              | <b>133,978</b>      | <b>116,540</b>      | <b>17,438</b> | <b>148,600</b>   | <b>90.2%</b> |
| 217          | -             | 217             | Interest Income                             | 5,392               | -                   | 5,392         | -                |              |
| <b>1,231</b> | <b>15,030</b> | <b>16,261</b>   | <b>Net Income (Loss)</b>                    | <b>139,370</b>      | <b>116,540</b>      | <b>22,830</b> | <b>148,600</b>   | <b>93.8%</b> |
|              |               | <u>(10,936)</u> | <i>Main Line and Well Capacity Reserves</i> | <u>(109,283)</u>    | <u>(108,750)</u>    |               | <u>(130,500)</u> |              |
|              |               | 5,325           |   | 30,088              | 7,790               |               | 18,100           |              |
|              |               |                 | <i>Well #6 Loan Repayment</i>               | <u>(18,123)</u>     | <u>(18,100)</u>     |               | <u>(18,100)</u>  |              |
|              |               |                 |   | <u>11,965</u>       | <u>(10,310)</u>     |               | <u>-</u>         |              |

# Water Cash Collected \$ '000s





**CASH ACCOUNTS**

**June 2022**

| <b>Location</b>     | <b>Type</b>                | <b>Name</b>           | <b>Balance</b>         | <b>Operating</b>    | <b>Savings</b>       | <b>Reserve</b>       |
|---------------------|----------------------------|-----------------------|------------------------|---------------------|----------------------|----------------------|
| <b><u>WATER</u></b> |                            |                       |                        |                     |                      |                      |
| Heritage            | Checking-8937              | Water Operating       | \$ 19,343.36           | \$ 19,343.36        |                      |                      |
|                     | Money Market-8953          | Water Mainline        | \$ 79,985.27           |                     |                      | \$ 79,985.27         |
|                     | Money Market-8945          | Well #6 Reserves      | \$ 49,742.31           |                     |                      | \$ 49,742.31         |
| OCCU                | Checking-0216S50           | Water Committee       | \$ 76,617.07           | \$ 76,617.07        |                      |                      |
|                     | Savings-0216S7             | Water Committee       | \$ 102,324.44          |                     | \$ 102,324.44        |                      |
| Edward Jones #11177 | various length investments | LLWS Mainline Reserve | \$ 487,886.96          |                     |                      | \$ 487,886.96        |
| Edward Jones #20044 | various length investments | LLWS Capacity Reserve | \$ 300,276.73          |                     |                      | \$ 300,276.73        |
| <b>Total Water</b>  |                            |                       | <b>\$ 1,116,176.14</b> | <b>\$ 95,960.43</b> | <b>\$ 102,324.44</b> | <b>\$ 917,891.27</b> |

**EDWARD JONES INVESTMENTS**  
**31-Jul-21**

| <u>Acct No.</u> | <u>Type</u>     | <u>Value</u>         | <u>Purchase date</u> |                              | <u>Rate</u> | <u>Maturity Date</u> | <u>Maturity Value</u> | <u>Interest at Maturity</u> | <u>FDIC Insured</u> | <u>Aug</u>        | <u>Sep</u>       | <u>Oct</u>        | <u>Nov</u>       | <u>Dec</u>       | <u>2022</u>      |
|-----------------|-----------------|----------------------|----------------------|------------------------------|-------------|----------------------|-----------------------|-----------------------------|---------------------|-------------------|------------------|-------------------|------------------|------------------|------------------|
| WATER           |                 |                      |                      |                              |             |                      |                       |                             |                     |                   |                  |                   |                  |                  |                  |
| 841-11177-1-9   | Cert of Deposit | \$ 15,999.44         | 5/27/2021            | Mizuho Bk USA                | 0.05%       | 8/3/2021             | \$ 15,999             | \$ 1.49                     | yes                 | \$ 15,999         |                  |                   |                  |                  |                  |
|                 | Cert of Deposit | \$ 54,501.38         | 10/21/2020           | Sallie Mae Bk Salt Lake City | 3.00%       | 8/16/2021            | \$ 54,501             | \$ 1,339.39                 | Yes                 | \$ 54,501         |                  |                   |                  |                  |                  |
|                 | Cert of Deposit | \$ 25,212.02         | 4/7/2021             | Morgan Stanley               | 1.85%       | 8/23/2021            | \$ 25,212             | \$ 176.35                   | yes                 | \$ 25,212         |                  |                   |                  |                  |                  |
|                 | Cert of Deposit | \$ 10,145.82         | 6/14/2021            | Citi bank Sioux Falls        | 3.00%       | 8/24/2021            | \$ 10,146             | \$ 59.21                    | yes                 | \$ 10,146         |                  |                   |                  |                  |                  |
|                 | Cert of Deposit | \$ 10,145.67         | 5/10/2021            | Ally Bk Sandy Utah           | 3.00%       | 8/30/2021            | \$ 10,146             | \$ 93.40                    | yes                 | \$ 10,146         |                  |                   |                  |                  |                  |
|                 | Cert of Deposit | \$ 10,089.53         | 7/9/2021             | Goldman Sachs                | 1.80%       | 9/7/2021             | \$ 10,090             | \$ 29.85                    | yes                 |                   | \$ 10,090        |                   |                  |                  |                  |
|                 | Cert of Deposit | \$ 40,469.21         | 5/4/2021             | Goldman Sachs                | 2.45%       | 9/9/2021             | \$ 40,469             | \$ 347.70                   | yes                 |                   | \$ 40,469        |                   |                  |                  |                  |
|                 | Cert of Deposit | \$ 18,010.71         | 6/24/2021            | Westfield BK Mass            | 0.10%       | 9/24/2021            | \$ 18,011             | \$ 4.54                     | yes                 |                   | \$ 18,011        |                   |                  |                  |                  |
|                 | Cert of Deposit | \$ 75,613.70         | 6/28/2021            | Goldman Sachs                | 1.70%       | 10/4/2021            | \$ 75,614             | \$ 345.13                   | yes                 |                   |                  | \$ 75,614         |                  |                  |                  |
|                 | Cert of Deposit | \$ 25,216.05         | 6/28/2021            | Ally Bk Sandy Utah           | 1.80%       | 10/4/2021            | \$ 25,216             | \$ 121.87                   | yes                 |                   |                  | \$ 25,216         |                  |                  |                  |
|                 | Cert of Deposit | \$ 20,172.88         | 6/3/2021             | Ally Bk Sandy Utah           | 1.80%       | 10/12/2021           | \$ 20,173             | \$ 130.32                   | yes                 |                   |                  | \$ 20,173         |                  |                  |                  |
|                 | Cert of Deposit | \$ 15,083.53         | 6/10/2021            | Morgan Stanley               | 1.20%       | 10/18/2021           | \$ 15,084             | \$ 64.47                    | yes                 |                   |                  | \$ 15,084         |                  |                  |                  |
|                 | Cert of Deposit | \$ 20,333.31         | 4/12/2021            | Morgan Stanley               | 1.80%       | 10/25/2021           | \$ 20,333             | \$ 196.54                   | yes                 |                   |                  | \$ 20,333         |                  |                  |                  |
|                 | Cert of Deposit | \$ 40,657.64         | 3/12/2021            | Discover Bank CD             | 1.75%       | 10/26/2021           | \$ 40,658             | \$ 444.45                   | yes                 |                   |                  | \$ 40,658         |                  |                  |                  |
|                 | Cert of Deposit | \$ 20,495.69         | 4/1/2021             | sallie Mae Bk                | 2.65%       | 10/29/2021           | \$ 20,496             | \$ 313.98                   | yes                 |                   |                  | \$ 20,496         |                  |                  |                  |
|                 | Cert of Deposit | \$ 29,990.05         | 7/8/2021             | Goldman Sachs                | 0.05%       | 11/19/2021           | \$ 29,990             | \$ 5.51                     | yes                 |                   |                  |                   | \$ 29,990        |                  |                  |
|                 | Cert of Deposit | \$ 24,762.04         | 3/1/2021             | Ally Bk Sandy Utah           | 3.25%       | 11/23/2021           | \$ 24,762             | \$ 588.69                   | yes                 |                   |                  |                   | \$ 24,762        |                  |                  |
|                 | Cert of Deposit | \$ 10,316.74         | 4/20/2021            | Goldman Sachs                | 3.30%       | 11/29/2021           | \$ 10,317             | \$ 208.00                   | yes                 |                   |                  |                   | \$ 10,317        |                  |                  |
|                 | Cert of Deposit | \$ 10,104.09         | 5/11/2021            | Wells fargo                  | 1.75%       | 12/30/2021           | \$ 10,104             | \$ 112.88                   | yes                 |                   |                  |                   |                  | \$ 10,104        |                  |
|                 | Cert of Deposit | \$ 10,297.41         | 5/14/2021            | Cii bank Sioux Falls         | 3.10%       | 1/10/2022            | \$ 10,297             | \$ 210.77                   | yes                 |                   |                  |                   |                  |                  | \$ 10,297        |
|                 | Money Market    | \$ 270.05            |                      | Edward Jones                 | 0.01%       |                      |                       |                             | Yes                 |                   |                  |                   |                  |                  |                  |
|                 |                 | <u>\$ 487,886.96</u> |                      |                              |             |                      |                       |                             |                     |                   |                  |                   |                  |                  |                  |
| WATER           |                 |                      |                      |                              |             |                      |                       |                             |                     |                   |                  |                   |                  |                  |                  |
| 841-20044-1-1   | Cert of Deposit | \$ 54,780.98         | 4/1/2021             | Ally Bk Sandy Utah           | 3.00%       | 8/9/2021             | \$ 54,781             | \$ 585.33                   | Yes                 | \$ 54,781         |                  |                   |                  |                  |                  |
|                 | Cert of Deposit | \$ 20,198.66         | 5/7/2021             | Capital One                  | 2.10%       | 8/16/2021            | \$ 20,199             | \$ 117.37                   | Yes                 | \$ 20,199         |                  |                   |                  |                  |                  |
|                 | Cert of Deposit | \$ 51,462.84         | 1/25/2021            | Bmw Bk NA Salt Lake          | 3.00%       | 8/17/2021            | \$ 51,463             | \$ 862.88                   | Yes                 | \$ 51,463         |                  |                   |                  |                  |                  |
|                 | Cert of Deposit | \$ 27,492.86         | 12/28/2020           | CIT Bank Pasadena CA         | 1.90%       | 8/23/2021            | \$ 27,493             | \$ 340.61                   | Yes                 | \$ 27,493         |                  |                   |                  |                  |                  |
|                 | Cert of Deposit | \$ 14,125.71         | 6/24/2021            | Goldman Sachs                | 1.85%       | 8/30/2021            | \$ 14,126             | \$ 47.97                    | Yes                 | \$ 14,126         |                  |                   |                  |                  |                  |
|                 | Cert of Deposit | \$ 10,146.89         | 6/10/2021            | Citi bank Sioux Falls        | 3.00%       | 9/21/2021            | \$ 10,147             | \$ 85.90                    | Yes                 |                   | \$ 10,147        |                   |                  |                  |                  |
|                 | Cert of Deposit | \$ 8,046.71          | 5/6/2021             | Bmw Bk NA Salt Lake          | 1.30%       | 9/30/2021            | \$ 8,047              | \$ 42.13                    | Yes                 |                   | \$ 8,047         |                   |                  |                  |                  |
|                 | Cert of Deposit | \$ 25,127.44         | 4/1/2021             | Pinnacle Bank Nashville      | 1.15%       | 10/21/2021           | \$ 25,127             | \$ 160.71                   | Yes                 |                   |                  | \$ 25,127         |                  |                  |                  |
|                 | Cert of Deposit | \$ 30,000.00         | 3/10/2021            | Third Fed Svgs & Loan        | 3.15%       | 10/22/2021           | \$ 30,000             | \$ 585.12                   | Yes                 |                   |                  | \$ 30,000         |                  |                  |                  |
|                 | Cert of Deposit | \$ 10,146.31         | 7/26/2021            | Goldman Sachs                | 3.00%       | 11/23/2021           | \$ 10,146             | \$ 100.07                   | Yes                 |                   |                  |                   | \$ 10,146        |                  |                  |
|                 | Cert of Deposit | \$ 14,981.01         | 4/28/2021            | Newburyport Five Cent Svgs   | 0.05%       | 3/18/2022            | \$ 14,981             | \$ 6.65                     | Yes                 |                   |                  |                   |                  |                  | \$ 14,981        |
|                 | Cash            | \$ 33,767.32         |                      |                              | 0.01%       |                      |                       |                             | Yes                 |                   |                  |                   |                  |                  |                  |
|                 |                 | <u>\$ 300,276.73</u> |                      |                              |             |                      |                       |                             |                     |                   |                  |                   |                  |                  |                  |
|                 |                 |                      |                      |                              |             |                      |                       |                             |                     | <u>\$ 284,065</u> | <u>\$ 86,763</u> | <u>\$ 272,700</u> | <u>\$ 75,215</u> | <u>\$ 10,104</u> | <u>\$ 25,278</u> |